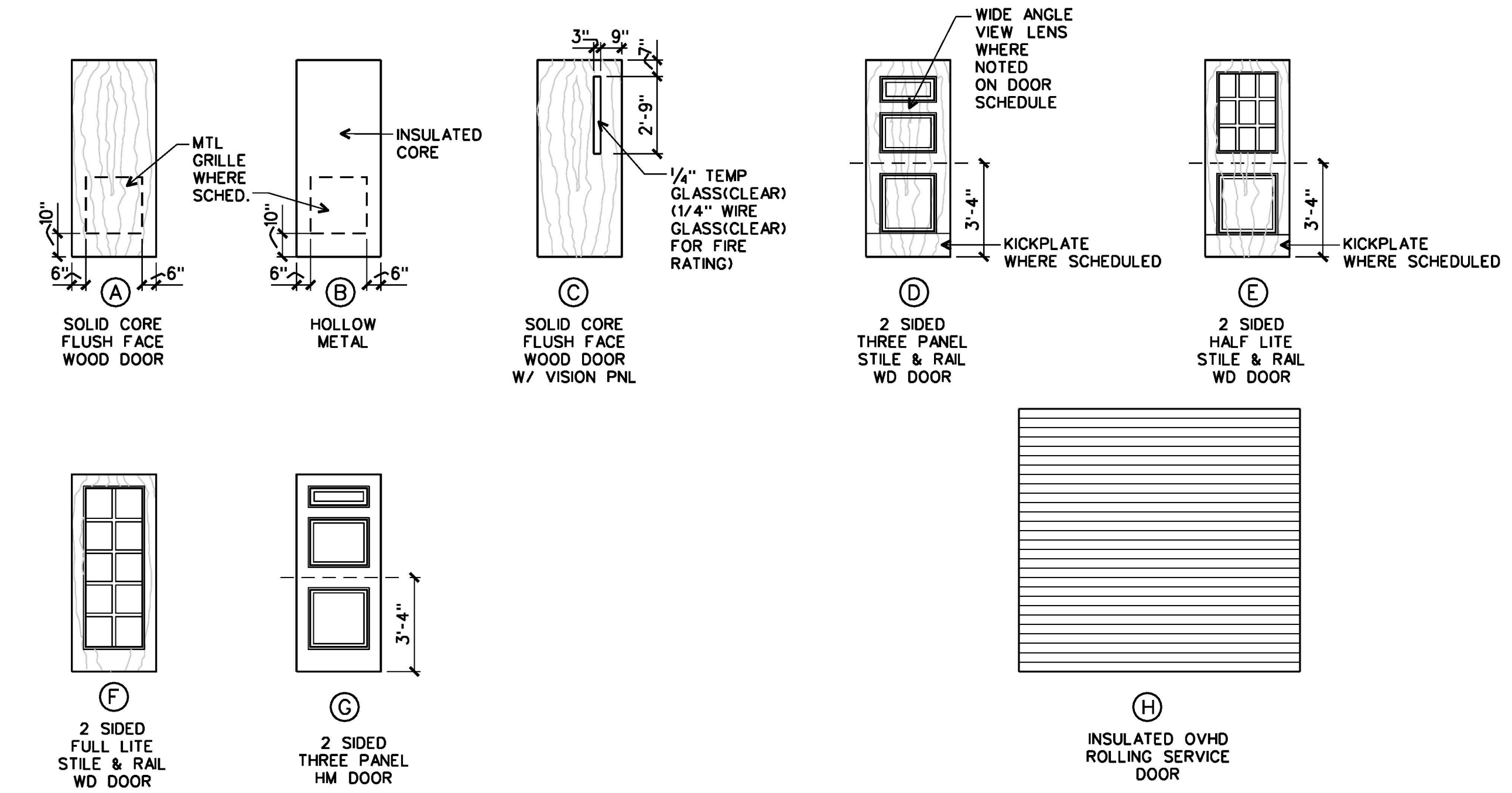


ARCHITECTURAL DOOR AND FRAME SCHEDULE

| NO. | DOOR | | | | | FRAME | | | | | HOUR | FIRE RATING (HRS) | REMARKS | |
|--------|------|---------------------------|------|------------|---------|-------|------|------|------|------|------|-------------------|---------|---------|
| | TYPE | SIZE | MATL | GRILLE U/C | GLAZING | TYPE | MATL | HEAD | JAMB | SILL | | | | GLAZING |
| G101 | D | 3'-0" X 7'-0" X 1 3/4" | WD | - | - | 2 | HM | 19 | 20 | - | - | 1 | 1 | - |
| G102 | D | 3'-0" X 7'-0" X 1 3/4" | WD | - | - | 2 | HM | 19 | 20 | - | - | 1 | 1 | - |
| G105 | A | 3'-0" X 7'-0" X 1 3/4" | WD | 18"X18" | - | 1 | HM | 1 | 7 | G | - | 2 | - | - |
| G106 | A | 3'-0" X 7'-0" X 1 3/4" | WD | 18"X18" | - | 1 | HM | 1 | 7 | - | - | 2 | - | - |
| G107 | A | 3'-0" X 7'-0" X 1 3/4" | WD | - | - | 1 | HM | 1 | 7 | D | - | 3 | - | - |
| G108 | A | 3'-0" X 7'-0" X 1 3/4" | WD | 18"X18" | - | 1 | HM | 1 | 7 | G | - | 2 | - | - |
| G109 | A | 3'-0" X 7'-0" X 1 3/4" | WD | 18"X18" | - | 1 | HM | 1 | 7 | - | - | 2 | - | - |
| G110 | B | 3'-0" X 7'-0" X 1 3/4" | HM | - | - | 2 | HM | 3 | 9 | D | - | 4 | 1 | - |
| G111A | D | PR 3'-0" X 7'-0" X 1 3/4" | WD | - | - | 7 | WD | 13 | 14 | E | - | 5 | - | - |
| G111B | E | 3'-0" X 7'-0" X 1 3/4" | WD | - | - | 6 | WD | 13 | 14 | - | - | 6 | - | - |
| G111C | E | 3'-0" X 7'-0" X 1 3/4" | WD | - | - | 6 | WD | 13 | 14 | - | - | 6 | - | - |
| G112A | D | 3'-0" X 7'-0" X 1 3/4" | WD | - | - | 6 | WD | 21 | 22 | E | - | 7 | - | - |
| G112B | D | 3'-0" X 7'-0" X 1 3/4" | WD | - | - | 6 | WD | 13 | 14 | E | - | 8 | - | - |
| G112C | D | 3'-0" X 7'-0" X 1 3/4" | WD | - | - | 6 | WD | 17 | 18 | E | - | 9 | - | - |
| G113 | D | 3'-0" X 7'-0" X 1 3/4" | WD | - | - | 6 | WD | 13 | 14 | - | - | 10 | - | (1) |
| G114 | D | 3'-0" X 7'-0" X 1 3/4" | WD | - | - | 6 | WD | 13 | 14 | E | - | 11 | - | - |
| G115 | D | 3'-0" X 7'-0" X 1 3/4" | WD | - | - | 6 | WD | 13 | 14 | E | - | 11 | - | - |
| G116 | D | 2'-6" X 7'-0" X 1 3/4" | WD | 3/4"UC | - | 6 | WD | 13 | 14 | - | - | 3 | - | - |
| G117A | F | 3'-0" X 7'-0" X 1 3/4" | WD | - | - | 11 | WD | 13 | 23 | - | - | 12 | - | - |
| G117B | D | 3'-0" X 7'-0" X 1 3/4" | WD | - | - | 6 | WD | 13 | 14 | E | - | 13 | - | - |
| G120 | A | 3'-0" X 7'-0" X 1 3/4" | WD | 3/4"UC | - | 1 | HM | 1 | 7 | E | - | 11 | - | - |
| G121 | A | 3'-0" X 7'-0" X 1 3/4" | WD | - | - | 5 | HM | 1 | 24 | - | - | 11 | - | - |
| G122 | C | 3'-0" X 7'-0" X 1 3/4" | WD | - | - | 1 | HM | 1 | 7 | E | - | 2 | - | - |
| G123 | A | 3'-0" X 7'-0" X 1 3/4" | WD | 3/4"UC | - | 1 | HM | 1 | 7 | E | - | 14 | - | - |
| G125 | A | 3'-0" X 7'-0" X 1 3/4" | WD | - | - | 1 | HM | 1 | 7 | E | - | 15 | - | - |
| G126 | A | 3'-0" X 7'-0" X 1 3/4" | WD | - | - | 1 | HM | 1 | 7 | E | - | 11 | - | - |
| G127A | A | 3'-0" X 7'-0" X 1 3/4" | WD | - | - | 1 | HM | 1 | 7 | - | - | 16 | - | - |
| G127B | A | 3'-0" X 7'-0" X 1 3/4" | WD | - | - | 1 | HM | 1 | 7 | - | - | 16 | - | - |
| G128 | A | 3'-0" X 7'-0" X 1 3/4" | WD | 3/4"UC | - | 1 | HM | 1 | 7 | G | - | 17 | - | - |
| G129 | A | 3'-0" X 7'-0" X 1 3/4" | WD | - | - | 1 | HM | 1 | 7 | - | - | 11 | - | - |
| G130A | D | 3'-0" X 7'-0" X 1 3/4" | WD | - | - | 1 | HM | 1 | 7 | - | - | 18 | - | - |
| G130B | D | 3'-0" X 7'-0" X 1 3/4" | WD | - | - | 1 | HM | 1 | 7 | - | - | 11 | - | - |
| G131A | G | 3'-0" X 7'-0" X 1 3/4" | HM | - | - | 3 | HM | 5 | 11 | B | - | 19 | - | - |
| G131B | B | 2'-0" X 7'-0" X 1 3/4" | HM | - | - | 2 | HM | 3 | 9 | D | - | 20 | - | - |
| G132A | B | 3'-0" X 7'-0" X 1 3/4" | HM | - | - | 2 | HM | 3 | 9 | D | - | 3 | - | - |
| G132B | B | PR 3'-0" X 7'-0" X 1 3/4" | HM | - | - | 4 | HM | 6 | 12 | B | - | 21 | - | - |
| G134 | B | 3'-0" X 7'-0" X 1 3/4" | HM | - | - | 2 | HM | 3 | 9 | D | - | 3 | - | - |
| G135 | B | 3'-0" X 7'-0" X 1 3/4" | HM | - | - | 2 | HM | 3 | 9 | - | - | 1 | 1 | - |
| G136 | B | 3'-0" X 7'-0" X 1 3/4" | HM | - | - | 2 | HM | 3 | 9 | D | - | 3 | - | - |
| DG137 | - | - | - | - | - | - | - | - | - | - | - | - | - | - |
| DG138A | - | - | - | - | - | - | - | - | - | - | - | - | - | - |
| G138B | B | 2'-0" X 7'-0" X 1 3/4" | HM | - | - | 2 | HM | 2 | 8 | - | - | 20 | - | - |
| DG139 | - | - | - | - | - | - | - | - | - | - | - | - | - | - |
| DG140 | - | - | - | - | - | - | - | - | - | - | - | - | - | - |
| DG141 | - | - | - | - | - | - | - | - | - | - | - | - | - | - |
| DG142 | - | - | - | - | - | - | - | - | - | - | - | - | - | - |
| G143 | B | 3'-0" X 7'-0" X 1 3/4" | HM | - | - | 2 | HM | 2 | 8 | - | - | 17 | - | - |
| DG144 | - | - | - | - | - | - | - | - | - | - | - | - | - | - |
| DG145 | - | - | - | - | - | - | - | - | - | - | - | - | - | - |
| DG146 | - | - | - | - | - | - | - | - | - | - | - | - | - | - |
| DG147 | - | - | - | - | - | - | - | - | - | - | - | - | - | - |
| DG148 | - | - | - | - | - | - | - | - | - | - | - | - | - | - |
| DG149 | - | - | - | - | - | - | - | - | - | - | - | - | - | - |
| DG150 | - | - | - | - | - | - | - | - | - | - | - | - | - | - |
| G151 | H | OH 12'-0" X 9'-4" | - | - | - | 28 | 29 | - | - | - | - | - | - | - |
| 100A | E | 3'-4" X 7'-0" X 1 3/4" | WD | - | - | 9 | WD | 26 | 27 | H | - | 22 | - | - |
| 100B | E | 3'-4" X 7'-0" X 1 3/4" | WD | - | - | 9 | WD | 26 | 27 | H | - | 22 | - | - |
| 101A | D | 3'-0" X 7'-0" X 1 3/4" | WD | - | - | 2 | HM | 19 | 20 | C | - | 16 | 1 | - |
| 101B | B | 3'-0" X 7'-0" X 1 3/4" | HM | - | - | 2 | HM | 5 | 11 | B | - | 23 | 1 | - |
| 102A | D | 3'-0" X 7'-0" X 1 3/4" | WD | - | - | 2 | HM | 19 | 20 | C | - | 16 | 1 | - |
| 102B | B | 3'-0" X 7'-0" X 1 3/4" | HM | - | - | 2 | HM | 5 | 11 | B | - | 23 | 1 | - |
| 107 | A | 2'-8" X 7'-0" X 1 3/4" | WD | - | - | 1 | HM | 1 | 7 | C | - | 3 | - | - |
| 108 | A | 3'-0" X 7'-0" X 1 3/4" | WD | 18"X18" | - | 1 | HM | 1 | 7 | G | - | 2 | - | - |
| 109 | A | 3'-0" X 7'-0" X 1 3/4" | WD | 18"X18" | - | 1 | HM | 1 | 7 | - | - | 2 | - | - |
| 110 | A | 3'-0" X 7'-0" X 1 3/4" | WD | - | - | 1 | HM | 1 | 7 | F | - | 3 | - | - |
| 111 | A | 3'-0" X 7'-0" X 1 3/4" | WD | 18"X18" | - | 1 | HM | 1 | 7 | G | - | 2 | - | - |
| 112 | A | 3'-0" X 7'-0" X 1 3/4" | WD | 18"X18" | - | 1 | HM | 1 | 7 | - | - | 2 | - | - |
| 113 | D | PR 3'-0" X 7'-0" X 1 3/4" | WD | - | - | 10 | WD | 15 | 14 | A | - | 5 | - | - |
| 114 | D | 3'-0" X 7'-0" X 1 3/4" | WD | - | - | 6 | WD | 13 | 14 | - | - | 11 | - | - |
| 115 | D | 3'-0" X 7'-0" X 1 3/4" | WD | - | - | 6 | WD | 13 | 14 | - | - | 11 | - | - |
| 116A | E | PR 3'-0" X 7'-0" X 1 3/4" | WD | - | - | 10 | WD | 15 | 14 | - | - | 24 | - | - |
| 116B | D | 3'-0" X 7'-0" X 1 3/4" | WD | - | - | 6 | WD | 16 | 18 | E | - | 8 | - | - |
| 116C | D | 3'-0" X 7'-0" X 1 3/4" | WD | - | - | 6 | WD | 25 | 22 | E | - | 25 | - | - |
| 116D | D | 2'-6" X 7'-0" X 1 3/4" | WD | - | - | 6 | WD | 21 | 22 | E | - | 3 | - | - |
| 117 | E | PR 3'-0" X 7'-0" X 1 3/4" | WD | - | - | 7 | WD | 13 | 14 | C | - | 26 | - | - |
| 119A | E | PR 3'-0" X 7'-0" X 1 3/4" | WD | - | - | 6 | WD | 21 | 22 | - | - | 27 | 1 | - |
| 119B | E | PR 3'-0" X 7'-0" X 1 3/4" | WD | - | - | 7 | WD | 26 | 27 | B | - | 28 | - | - |
| 120A | D | 3'-0" X 7'-0" X 1 3/4" | WD | - | - | 6 | WD | 13 | 14 | E | - | 13 | - | - |
| 120B | D | 3'-0" X 7'-0" X 1 3/4" | WD | - | - | 1 | HM | 1 | 7 | E | - | 29 | - | - |
| 122 | A | 3'-0" X 7'-0" X 1 3/4" | WD | - | - | 1 | HM | 1 | 7 | E | - | 3 | - | - |
| 123 | A | 3'-0" X 7'-0" X 1 3/4" | WD | - | - | 5 | HM | 1 | 24 | - | - | 11 | - | - |

ARCHITECTURAL DOOR AND FRAME SCHEDULE

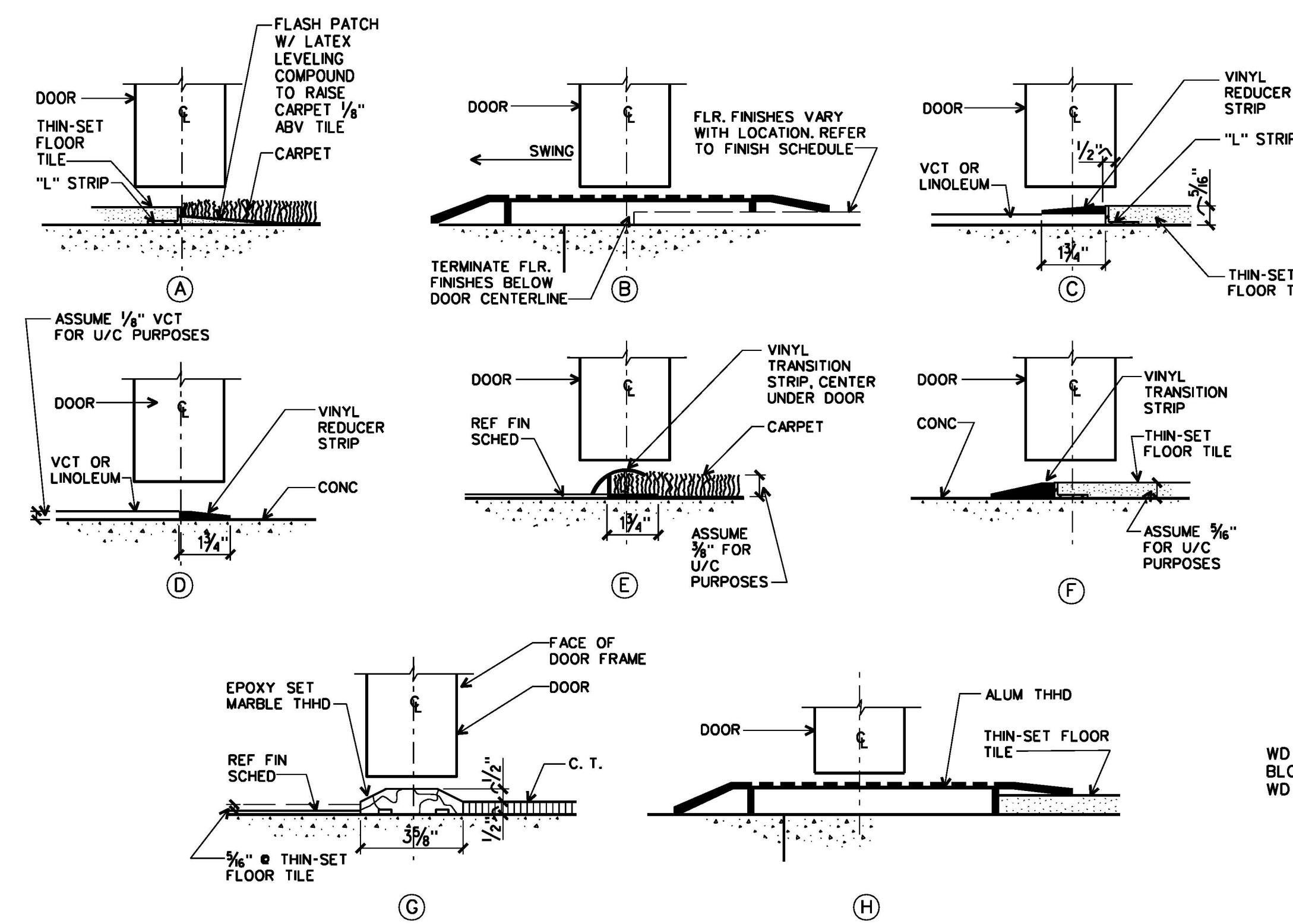
| NO. | DOOR | | | | | FRAME | | | | | HOUR | FIRE RATING (HRS) | REMARKS | |
|-------|------|------------------------|------|------------|---------|-------|------|------|------|------|------|-------------------|---------|---------|
| | TYPE | SIZE | MATL | GRILLE U/C | GLAZING | TYPE | MATL | HEAD | JAMB | SILL | | | | GLAZING |
| 124A | A | 3'-0" X 7'-0" X 1 3/4" | WD | - | - | 1 | HM | 1 | 7 | - | - | 11 | - | - |
| 124B | A | 3'-0" X 7'-0" X 1 3/4" | WD | - | - | 1 | HM | 1 | 7 | - | - | 11 | - | - |
| 125 | A | 3'-0" X 7'-0" X 1 3/4" | WD | - | - | 1 | HM | 1 | 7 | - | - | 11 | - | - |
| 126 | A | 3'-0" X 7'-0" X 1 3/4" | WD | - | - | 1 | HM | 1 | 7 | E | - | 3 | - | - |
| 129 | C | 3'-0" X 7'-0" X 1 3/4" | WD | - | - | 1 | HM | 1 | 7 | E | - | 6 | - | - |
| 130 | A | 3'-0" X 7'-0" X 1 3/4" | WD | - | - | 1 | HM | 1 | 7 | E | - | 14 | - | - |
| 131 | A | 3'-0" X 7'-0" X 1 3/4" | WD | - | - | 1 | HM | 1 | 7 | E | - | 14 | - | - |
| 132 | A | 3'-0" X 7'-0" X 1 3/4" | WD | - | - | 1 | HM | 1 | 7 | - | - | 16 | - | - |
| 133 | A | 3'-0" X 7'-0" X 1 3/4" | WD | - | - | 1 | HM | 1 | 7 | - | - | 16 | - | - |
| 134 | A | 3'-0" X 7'-0" X 1 3/4" | WD | - | - | 1 | HM | 1 | 7 | - | - | 11 | - | - |
| 135 | A | 3'-0" X 7'-0" X 1 3/4" | WD | - | - | 1 | HM | 1 | 7 | E | - | 14 | - | - |
| 136 | A | 3'-0" X 7'-0" X 1 3/4" | WD | - | - | 1 | HM | 1 | 7 | E | - | 14 | - | - |
| 137 | A | 3'-0" X 7'-0" X 1 3/4" | WD | - | - | 1 | HM | 1 | 7 | - | - | 11 | - | - |
| 138 | A | 3'-0" X 7'-0" X 1 3/4" | WD | - | - | 1 | HM | 1 | 7 | - | - | 11 | - | - |
| 139 | A | 3'-0" X 7'-0" X 1 3/4" | WD | - | - | 1 | HM | 1 | 7 | - | - | 3 | - | - |
| 140 | A | 3'-0" X 7'-0" X 1 3/4" | WD | - | - | 1 | HM | 1 | 7 | G | - | 17 | - | - |
| 141 | A | 3'-0" X 7'-0" X 1 3/4" | WD | - | - | 2 | HM | 3 | 9 | E | - | 3 | - | - |
| 142 | A | 3'-0" X 7'-0" X 1 3/4" | WD | - | - | 2 | HM | 3 | 9 | E | - | 13 | - | - |
| 143 | B | 3'-0" X 7'-0" X 1 3/4" | HM | - | - | 2 | HM | 2 | 8 | - | - | 1 | 1 | - |
| D144A | - | - | - | - | - | - | - | - | - | - | - | - | - | - |
| D144B | - | - | - | - | - | - | - | - | - | - | - | - | - | - |
| D146 | - | - | - | - | - | - | - | - | - | - | - | - | - | - |
| D147 | - | - | - | - | - | - | - | - | - | - | - | - | - | - |
| D148 | - | - | - | - | - | - | - | - | - | - | - | - | - | - |
| D149 | - | - | - | - | - | - | - | - | - | - | - | - | - | - |
| 150 | B | 2'-0" X 7'-0" X 1 3/4" | HM | - | - | 2 | HM | 2 | 8 | - | - | 20 | - | - |
| 151 | B | 2'-0" X 7'-0" X 1 3/4" | HM | - | - | 2 | HM | 2 | 8 | - | - | 20 | - | - |

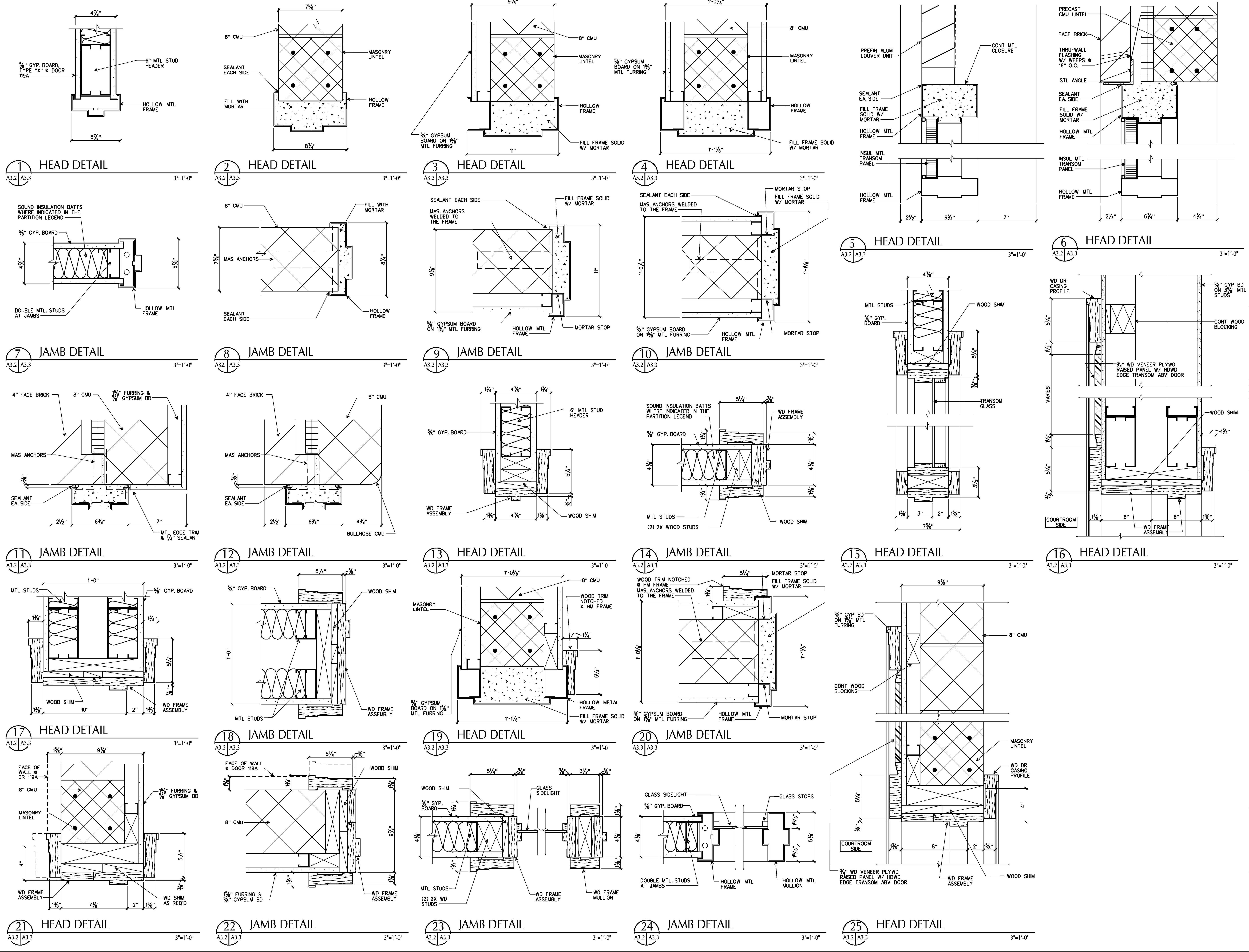


DOOR TYPES

SCALE: 1/4"=1'-0"

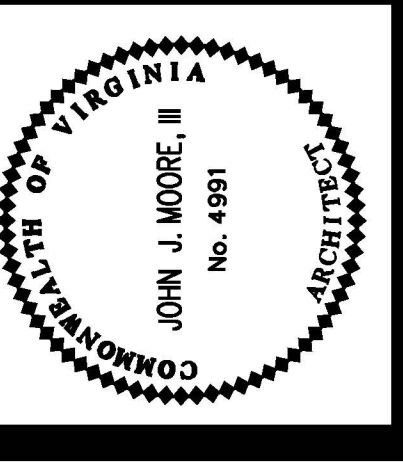
- REMARK FOOTNOTES:
 (1) DOOR G113 TO BE REMOTE RELEASED BY PUSH BUTTON AT CASHIER'S G118 DESK
- GENERAL NOTES:
 1. SECURITY DOORS ARE INDICATED ON DWG. D3.1
 2. METAL STUDS AT JAMBS OF ALL INTERIOR DOOR OPENINGS SHALL BE DOUBLED & OF 20 GA. MIN.
 3. PAINT ALL HOLLOW METAL FRAMES, HOLLOW METAL DOORS AND EXPOSED LINTEL ANGLES.
 4. LOCATE CLOSERS TOWARD INSIDE OF SPACES AWAY FROM CORRIDORS. COORDINATE WITH HANDING OF MODEL NO. OF CLOSERS WHEN SUBMITTING HARDWARE SETS.
 5. GALVANIZE EXTERIOR DOORS AND EXTERIOR FRAMES IN ACCORDANCE WITH SPECIFICATION 0810 REQUIREMENTS.
 6. WHERE UNDERCUTS ARE INDICATED PROVIDE THEM IN ADDITION TO STANDARD UNDERCUTS REQUIRED TO CLEAR FLOOR FINISHES (EXCEPT AT HOLDING CELL DOOR UNDERCUTS WHICH CANNOT EXCEED 3/4").





ARCHITECTURE
ENGINEERING
INTERIOR DESIGN
CONSTRUCTION SERVICES
601 SOUTH LAKE BOULEVARD
RICHMOND, VIRGINIA 23236
(804) 794/565

MOSELEY & HARRIS
McCLINTOCK



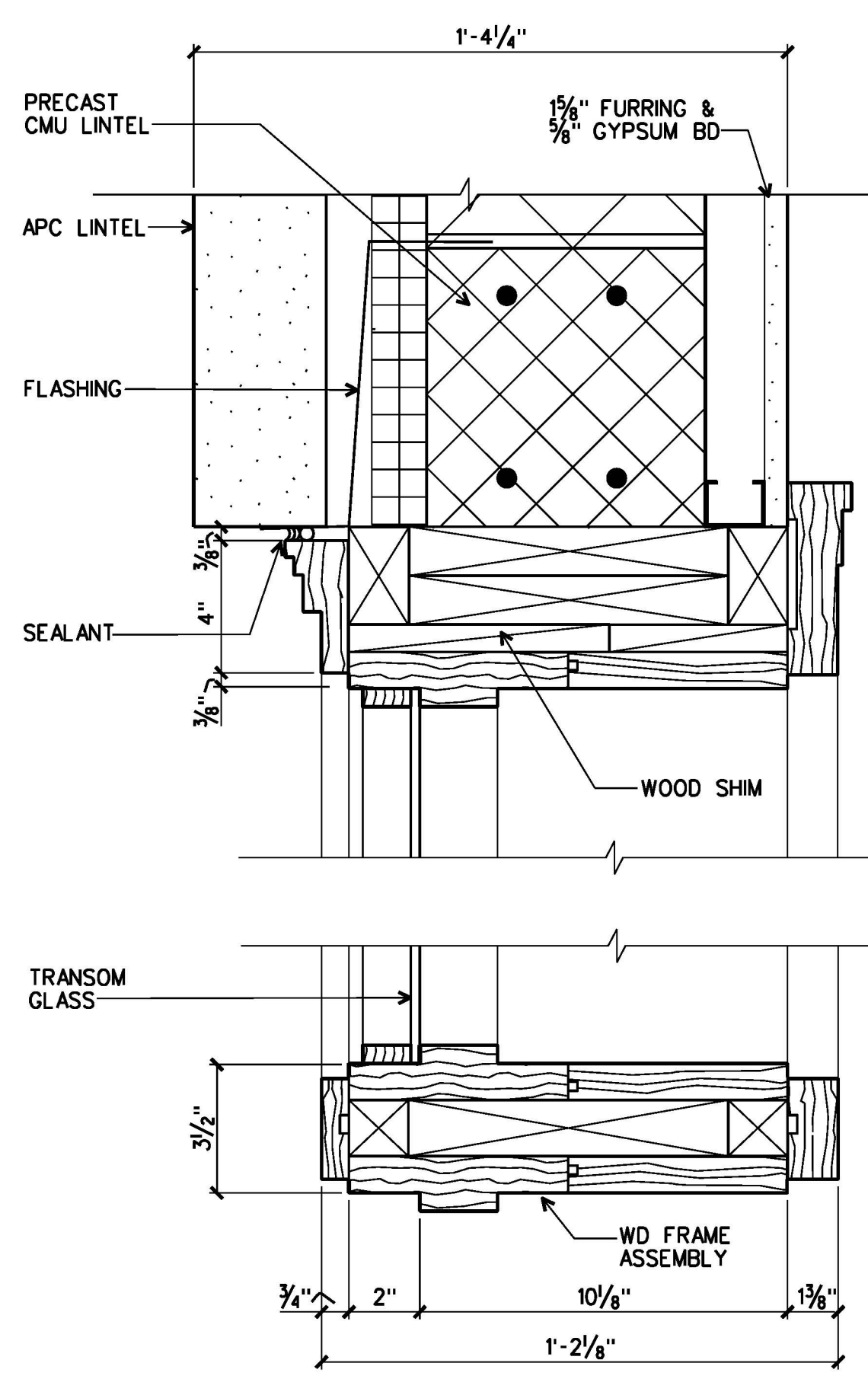
FLUVANNA COUNTY COURTS BUILDING
FLUVANNA COUNTY, VIRGINIA

COMMISSION NO.: 35662
DATE: DECEMBER 18, 2000
REVISIONS:
DRAWN BY:
REVIEWED BY:
JUN

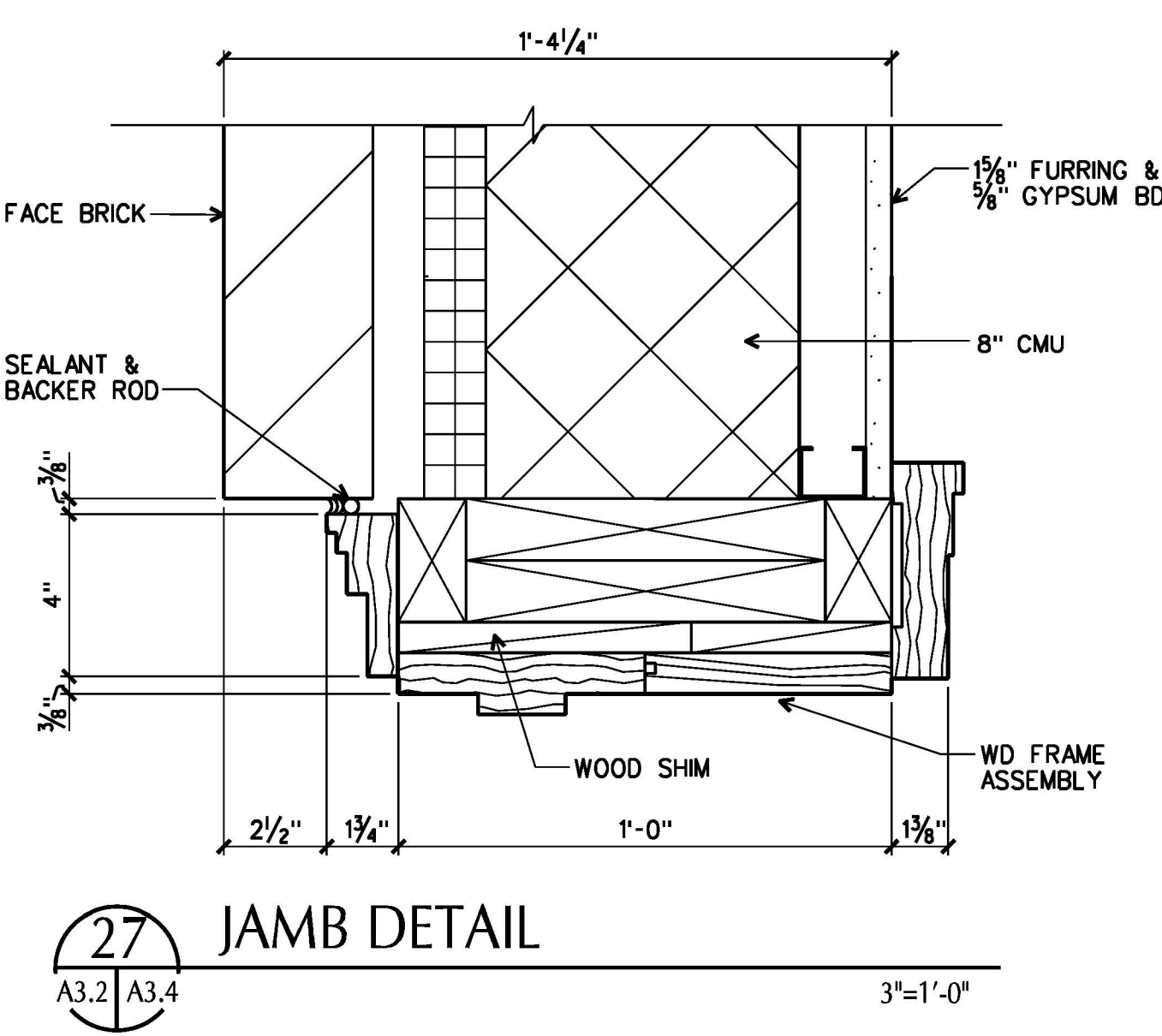
DOOR DETAILS

A3.3

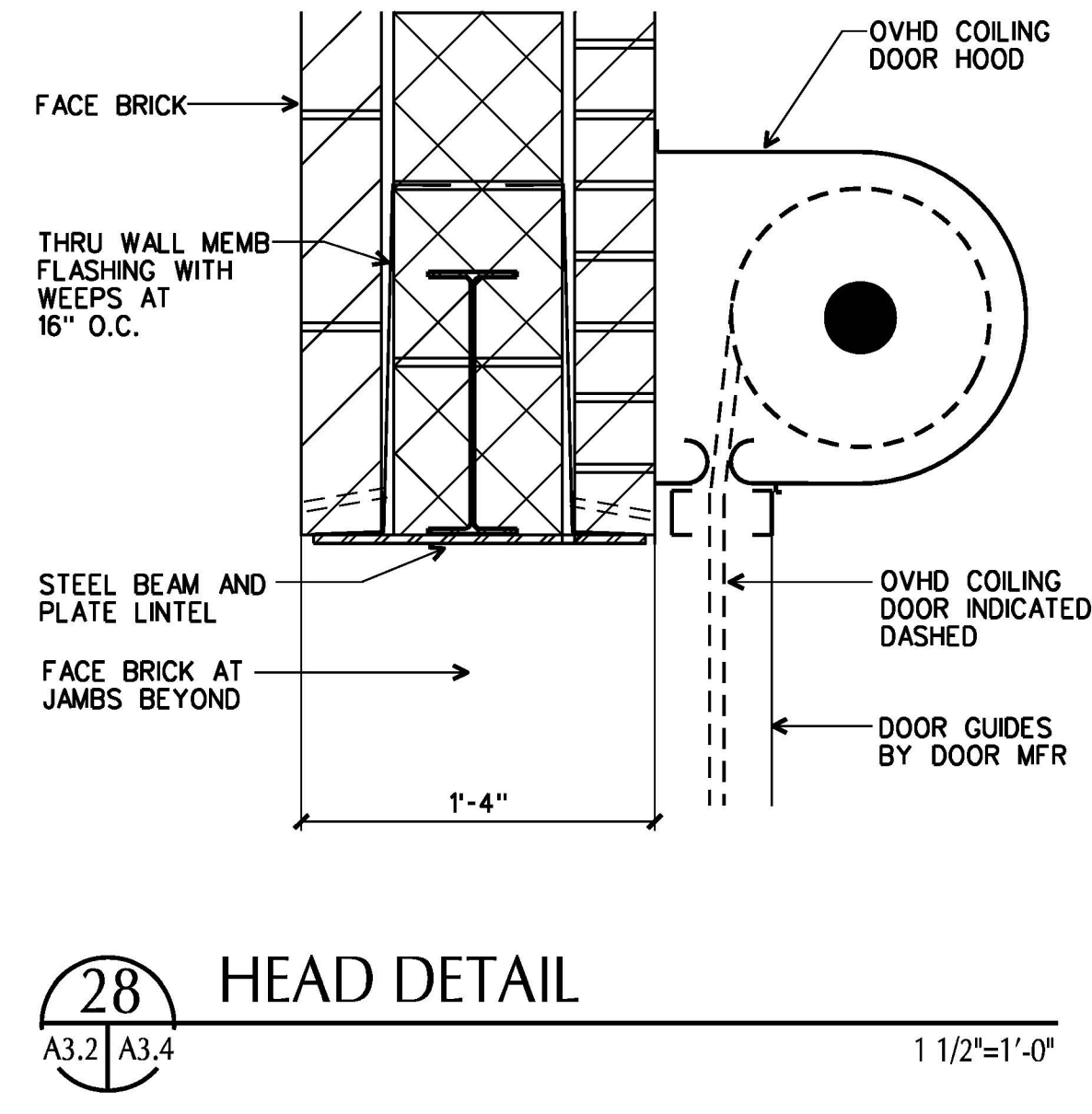
DESIGN FILE : \\f-c-6603\archive\01a\35662\5662a-303.dgn
01 JUL 2013



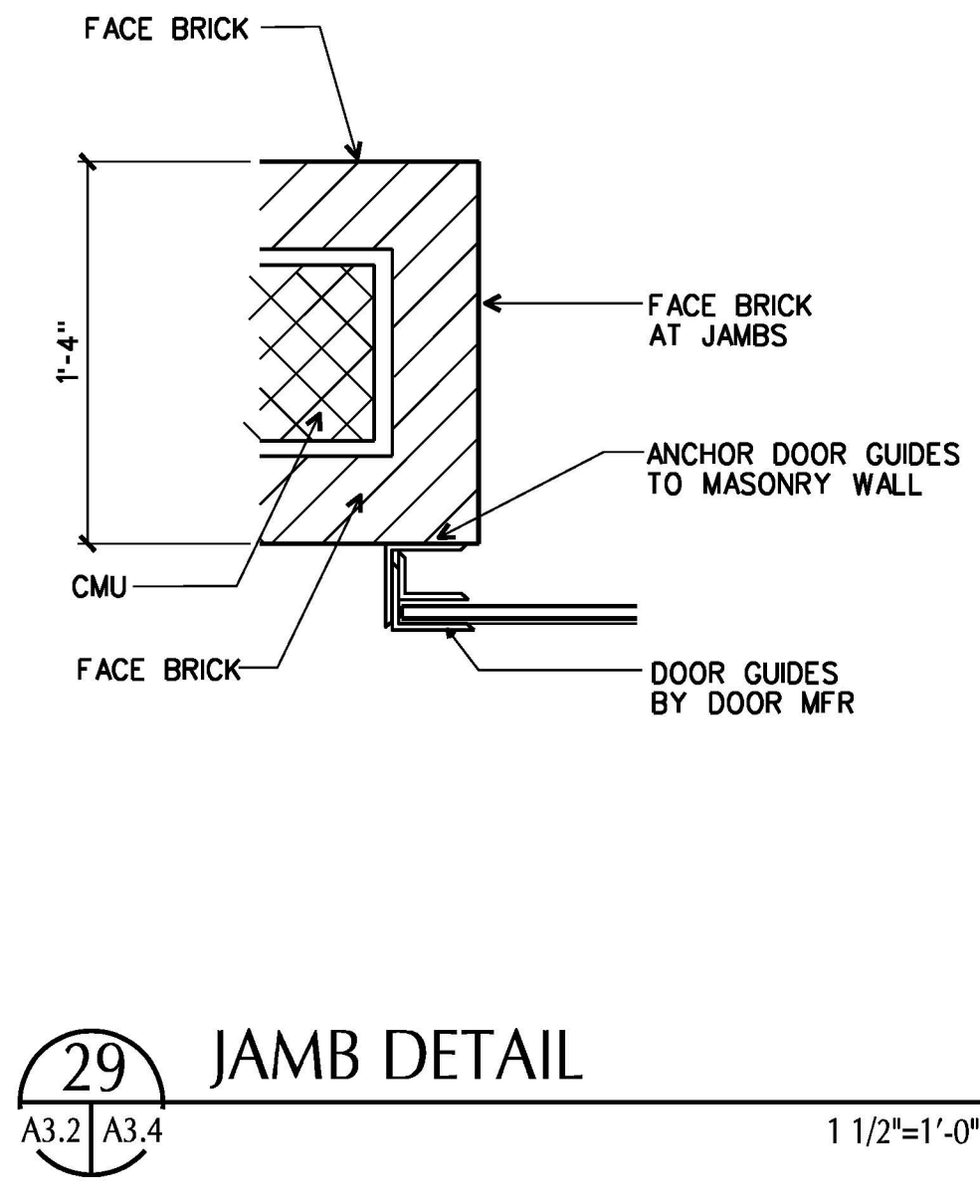
26 HEAD DETAIL
A3.2 | A3.4
3"=1'-0"



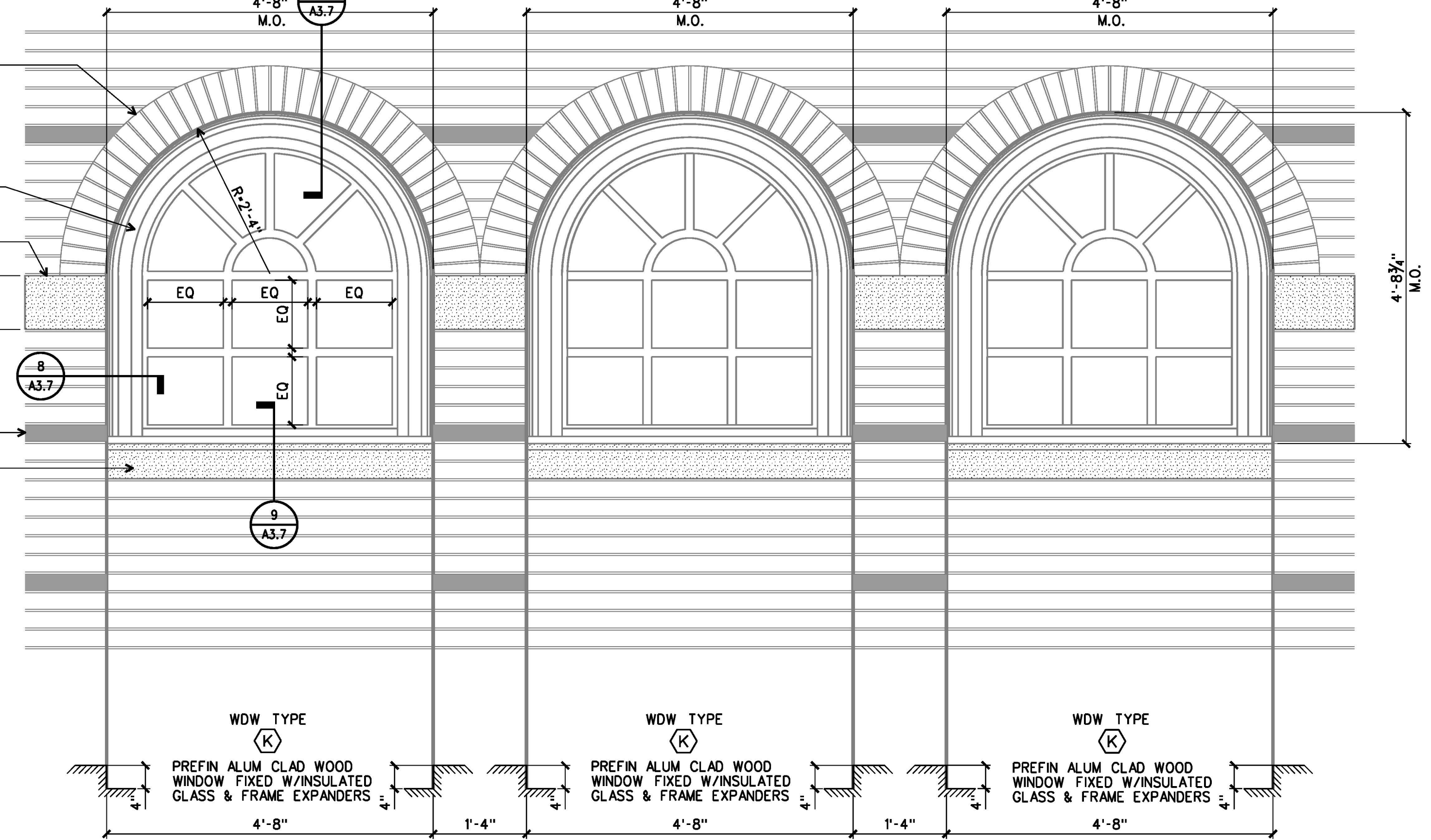
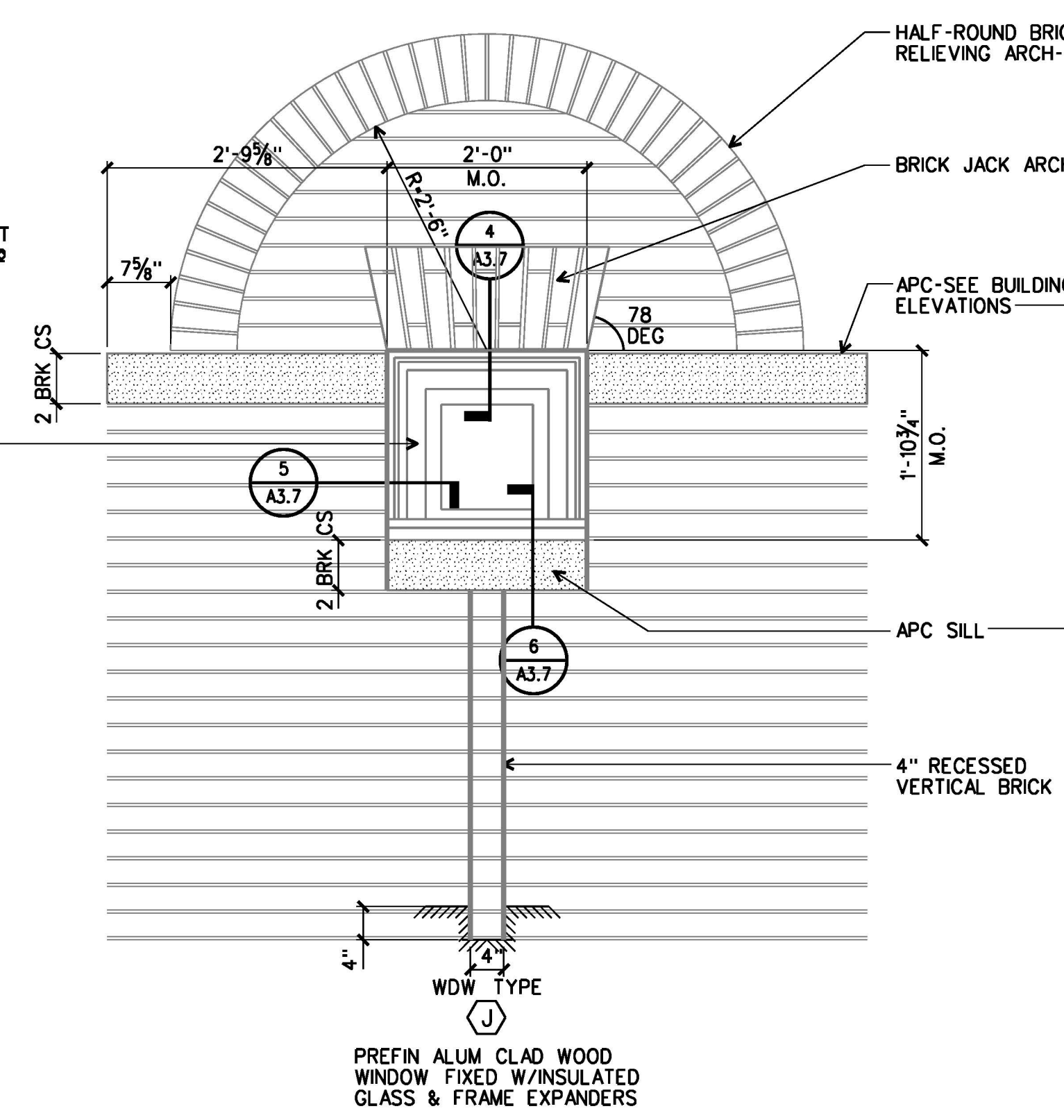
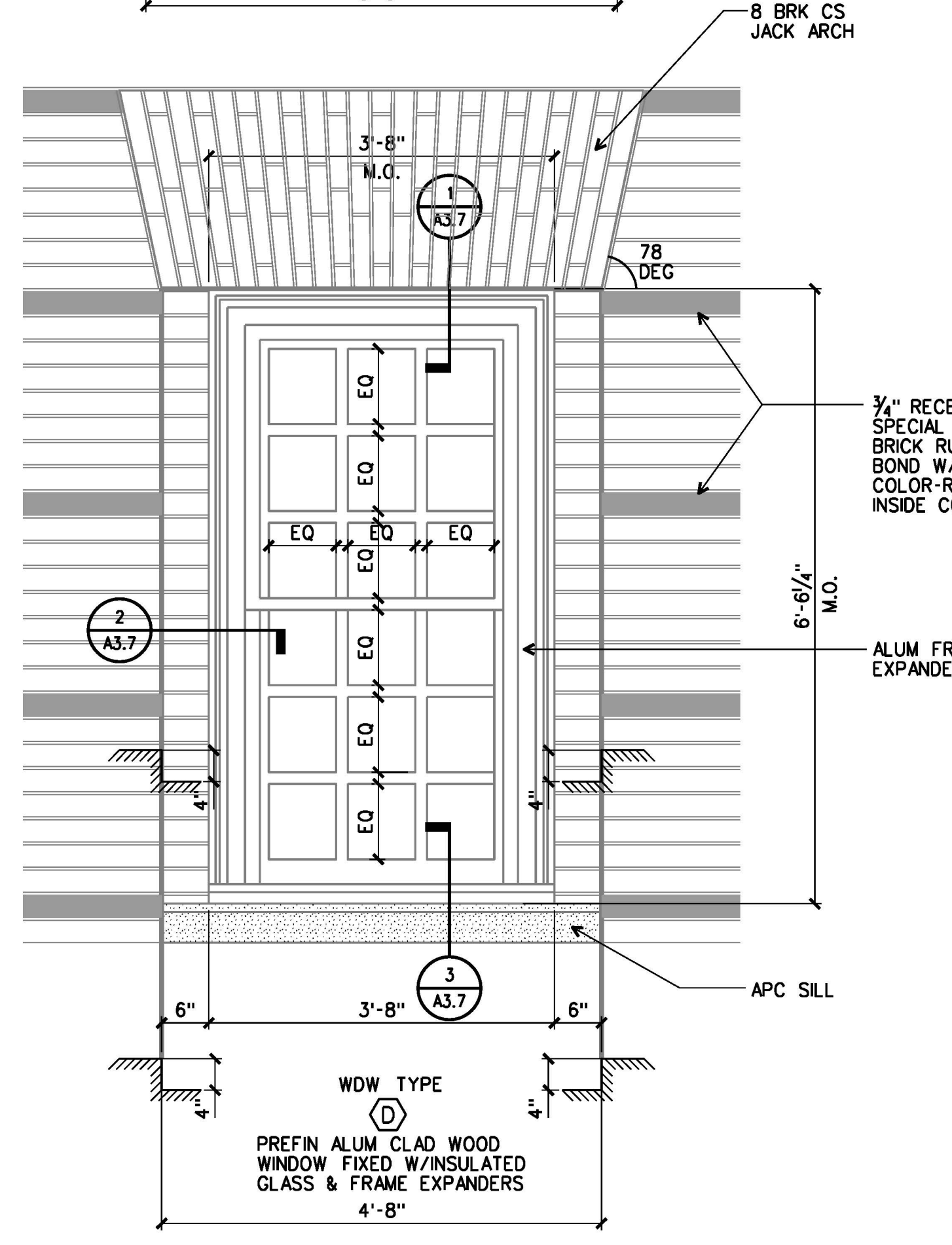
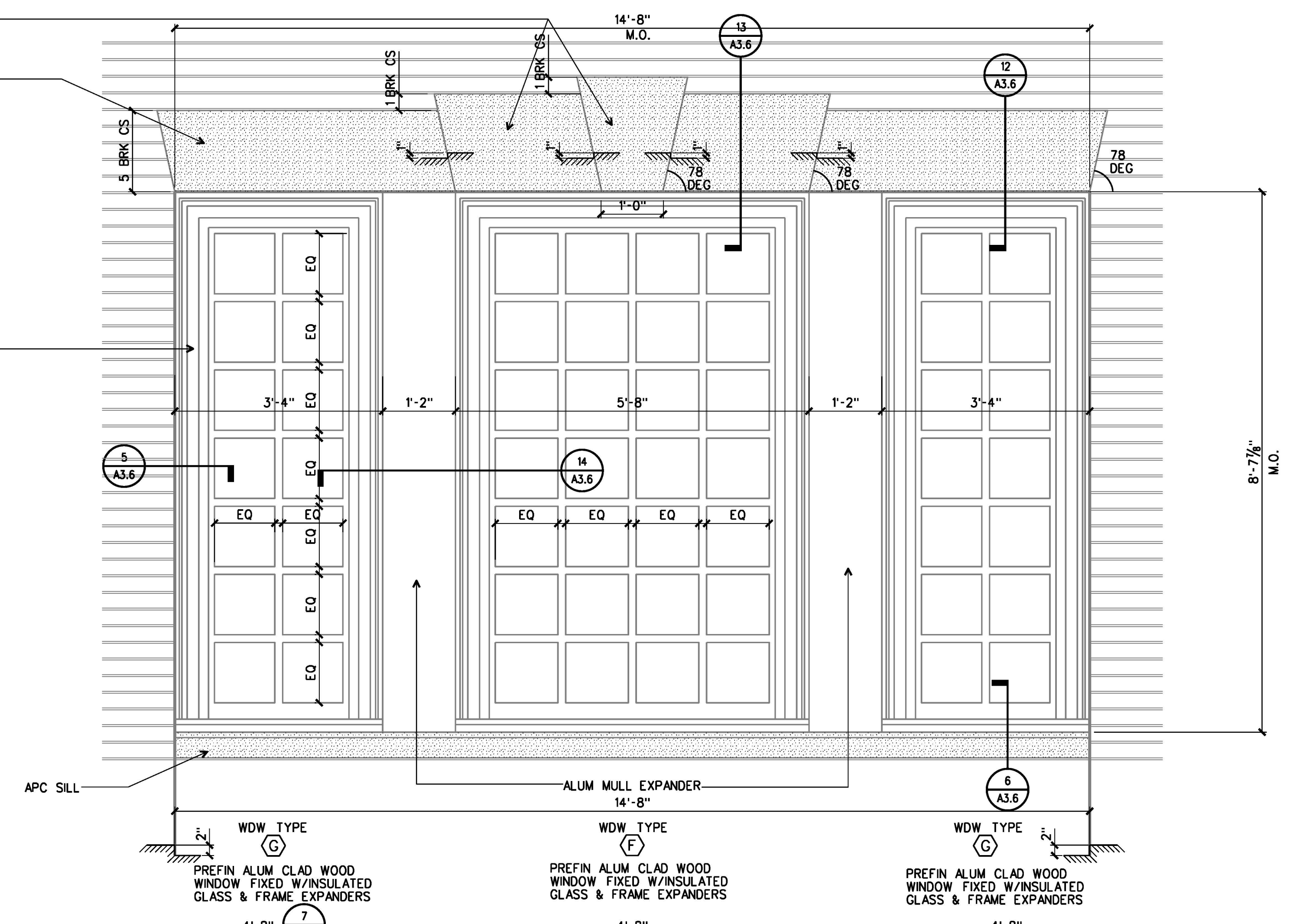
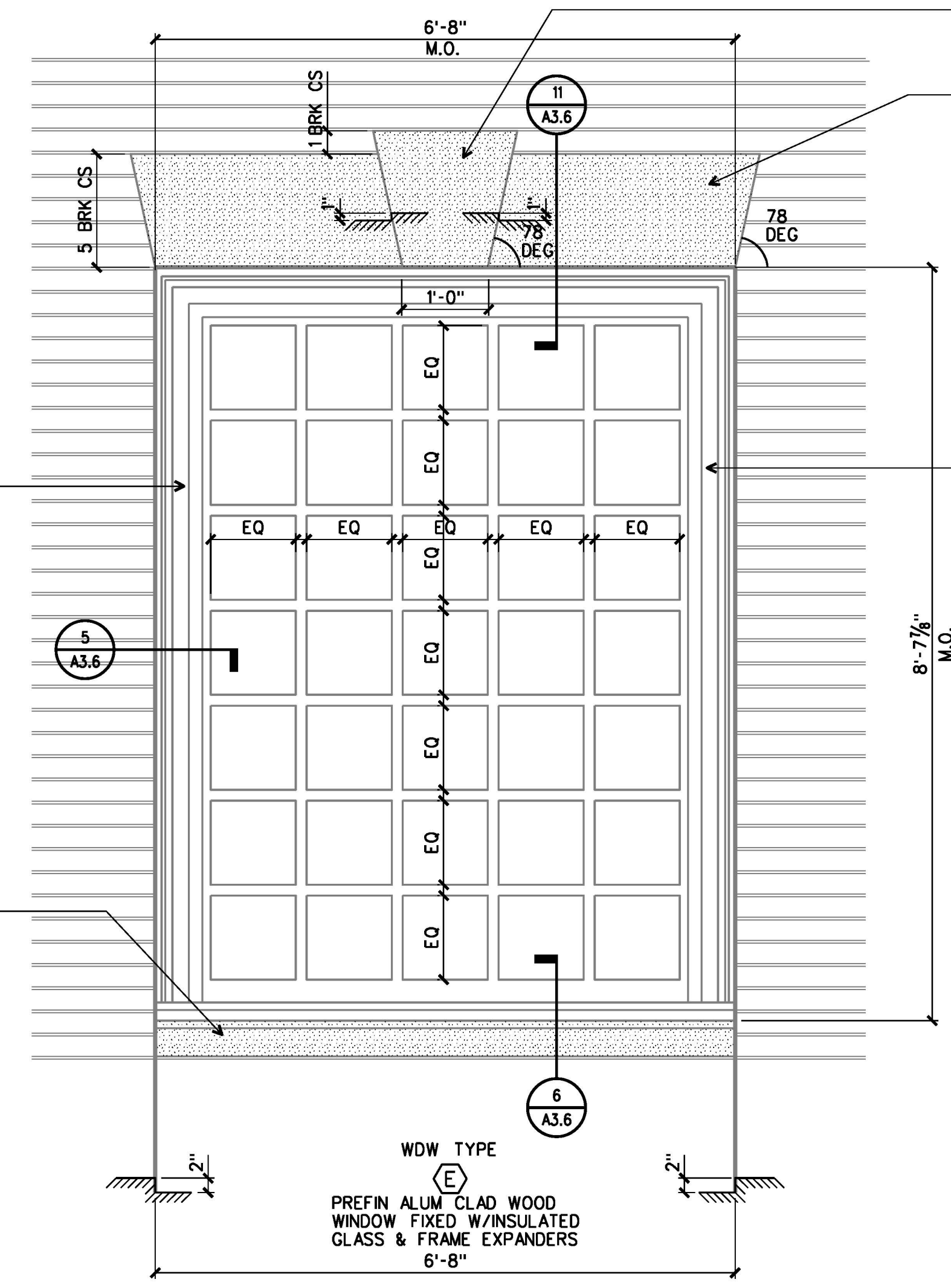
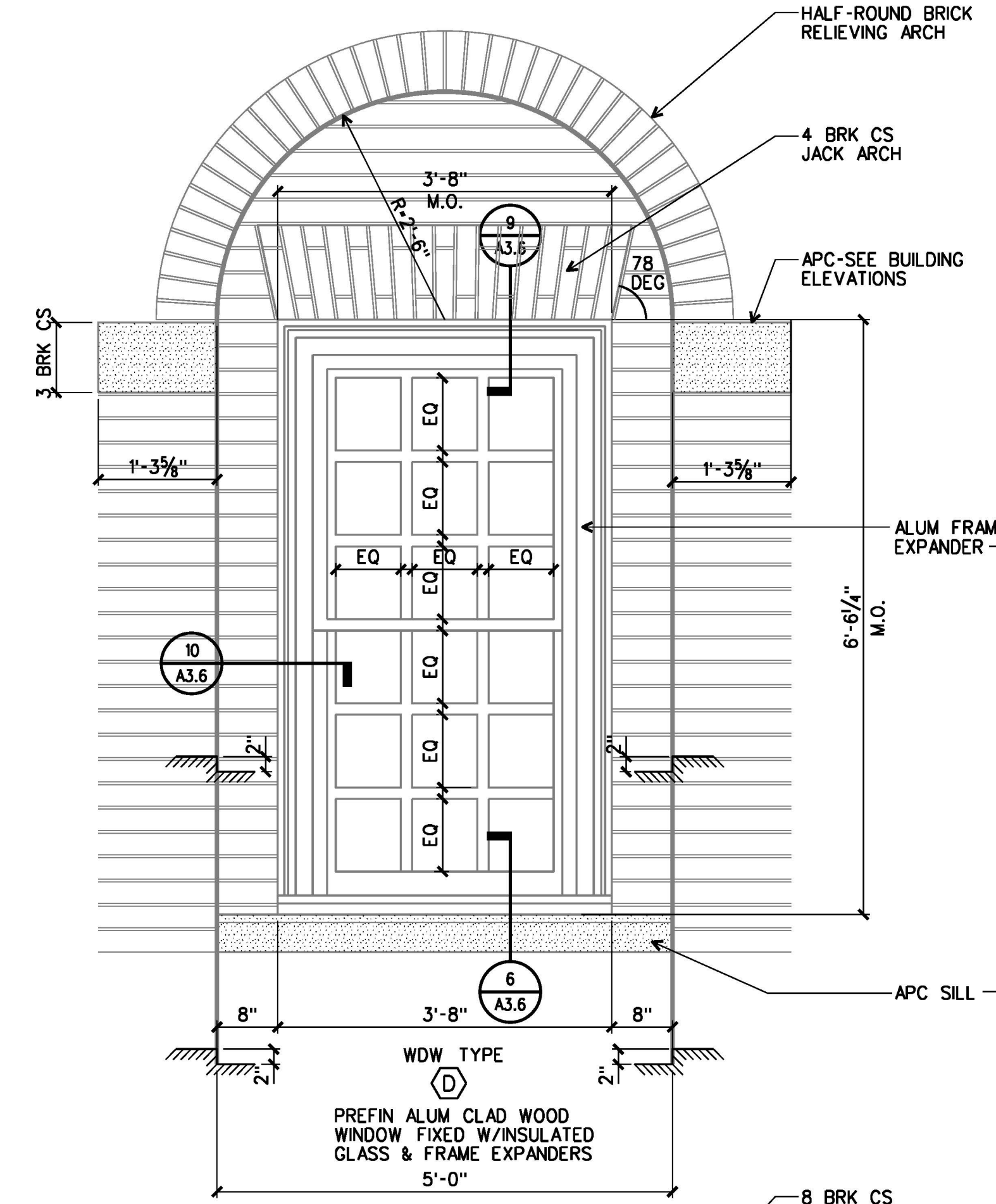
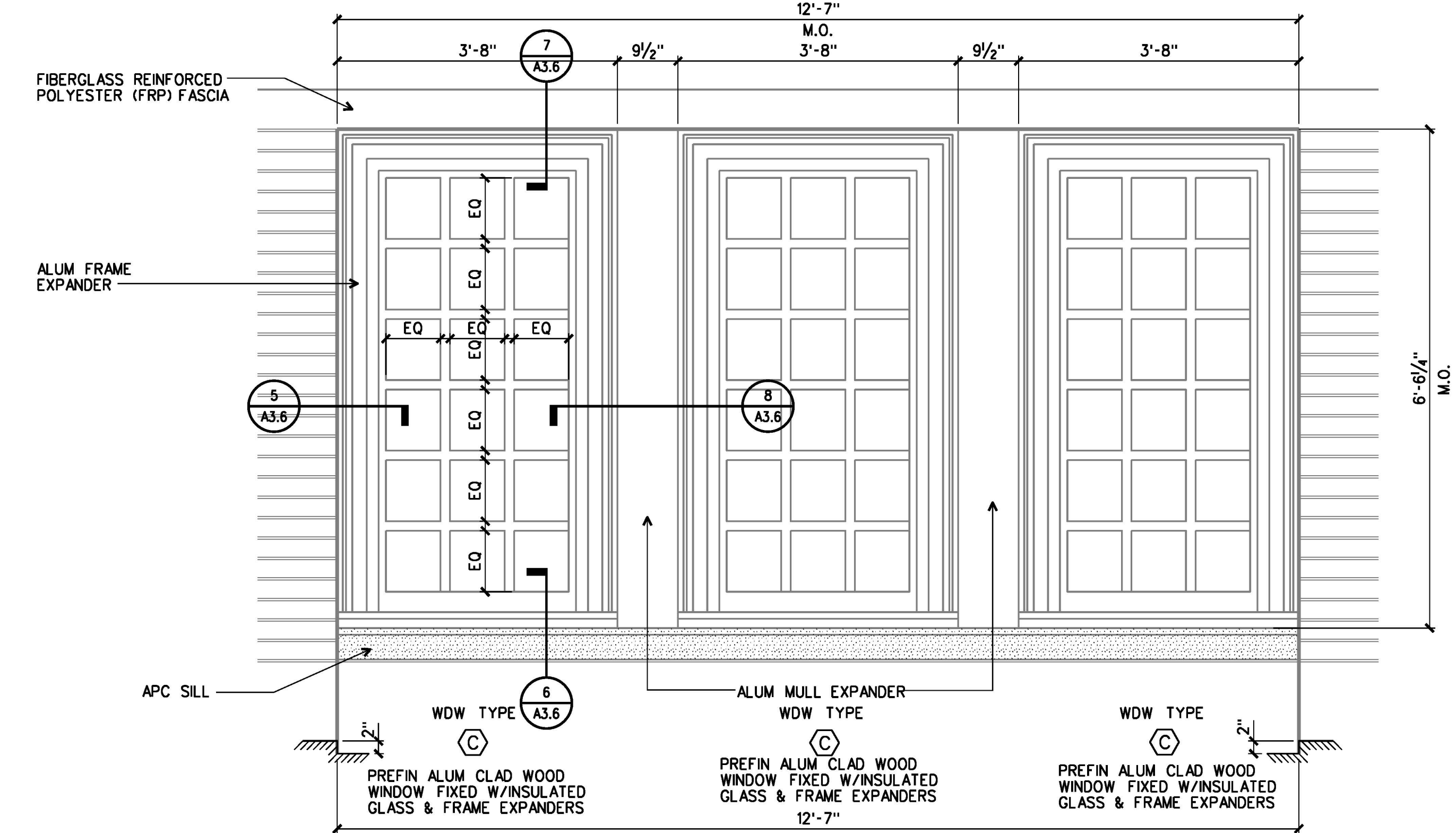
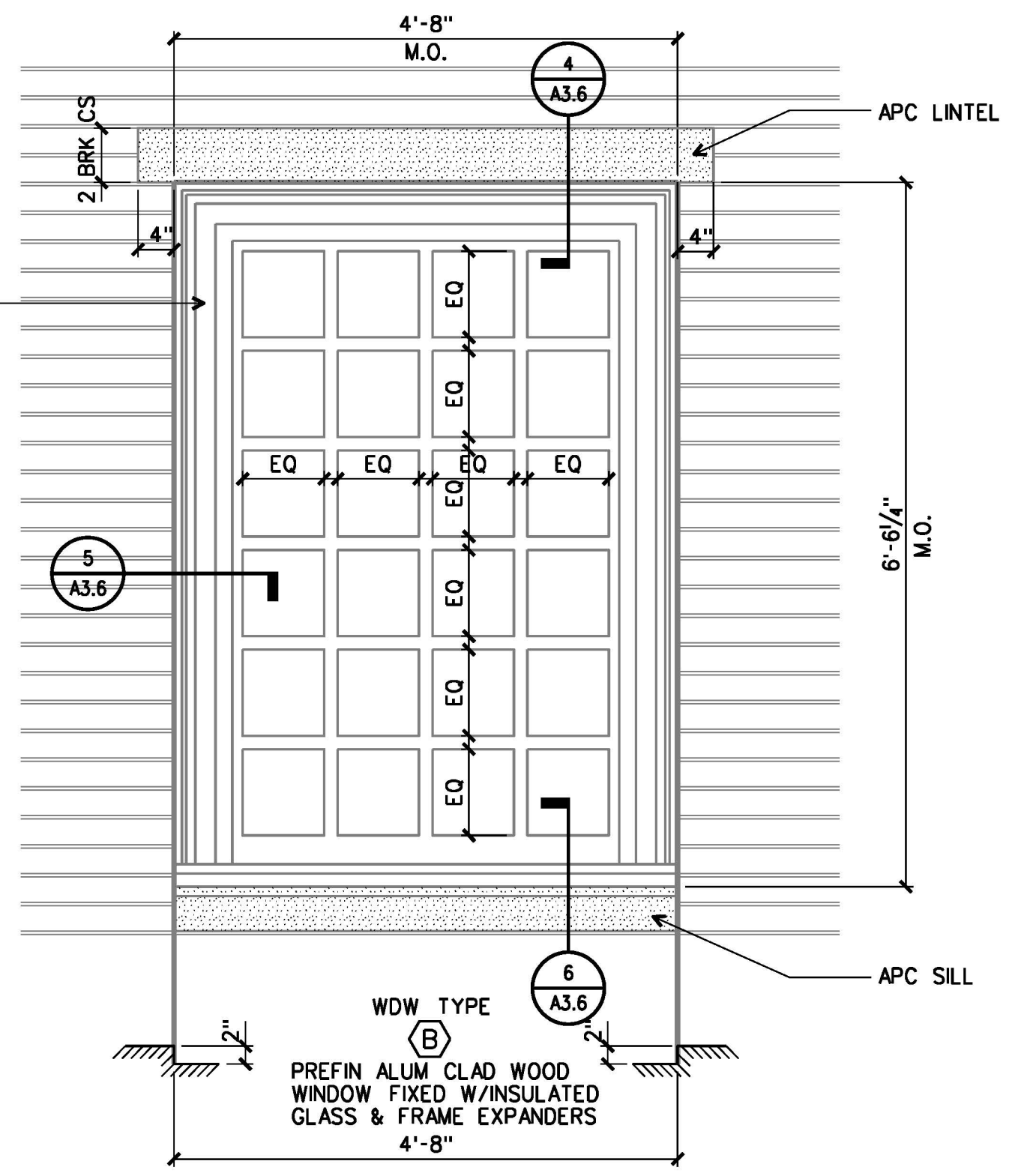
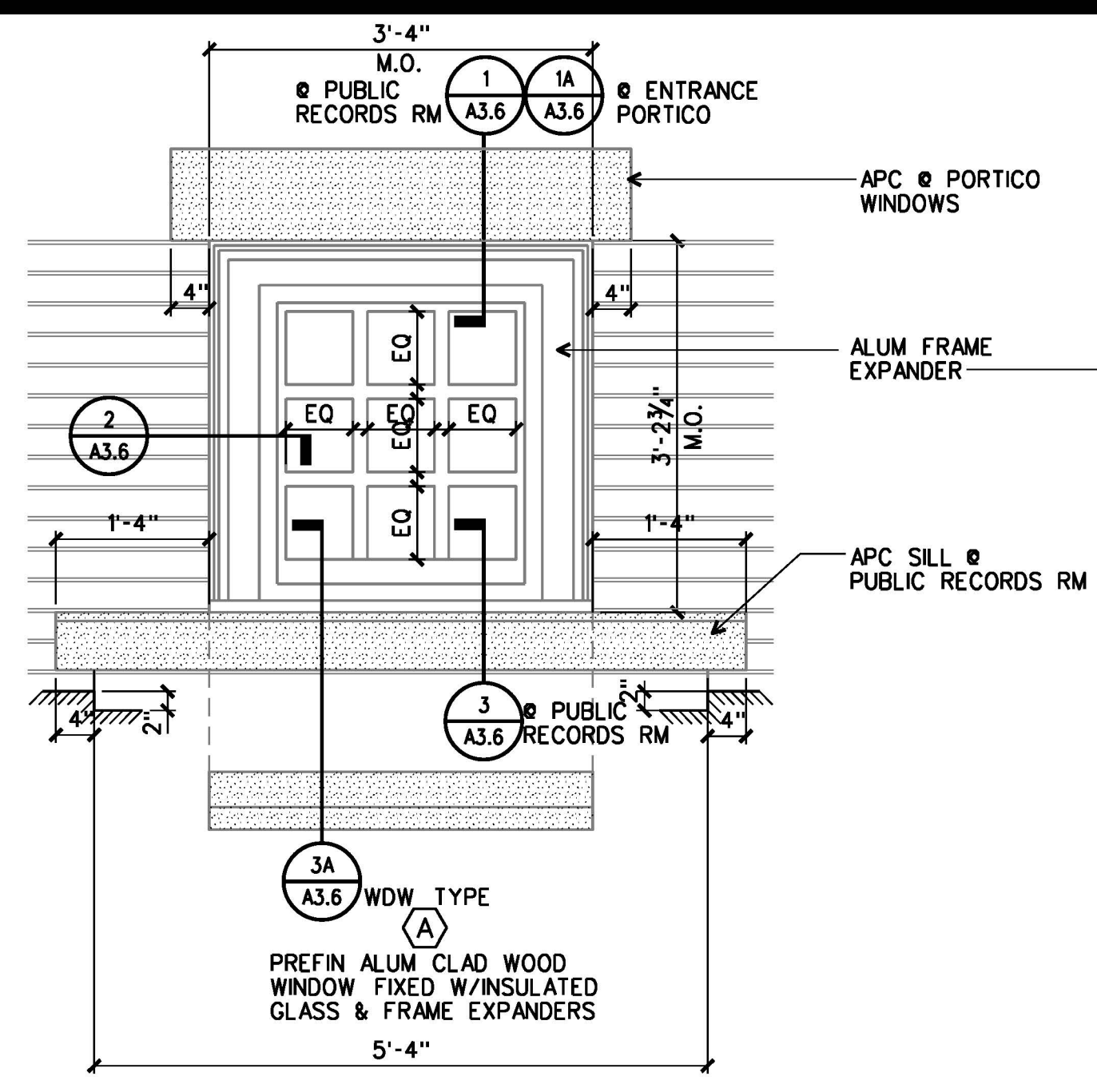
27 JAMB DETAIL
A3.2 | A3.4
3"=1'-0"



28 HEAD DETAIL
A3.2 | A3.4
1 1/2"=1'-0"



29 JAMB DETAIL
A3.2 | A3.4
1 1/2"=1'-0"



DESIGN FILE : \\c:\p\03\archive\03a35682\5682a-305.dgn 01 JUL 2013

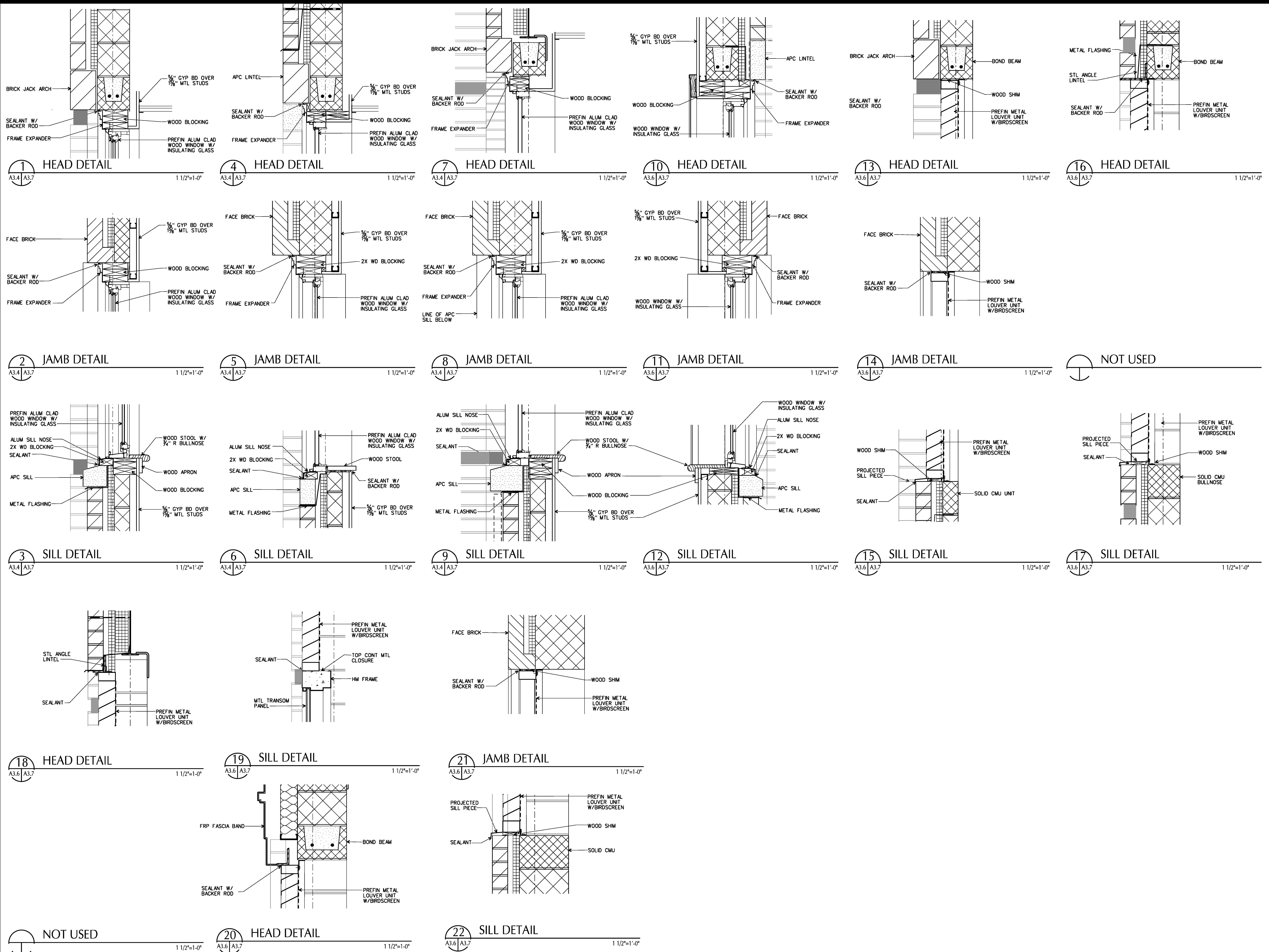
ARCHITECTURE
ENGINEERING
INTERIOR DESIGN
CONSTRUCTION SERVICES
601 SOUTHVALE BOULEVARD
RICHMOND, VIRGINIA 23236
(804) 742-7585

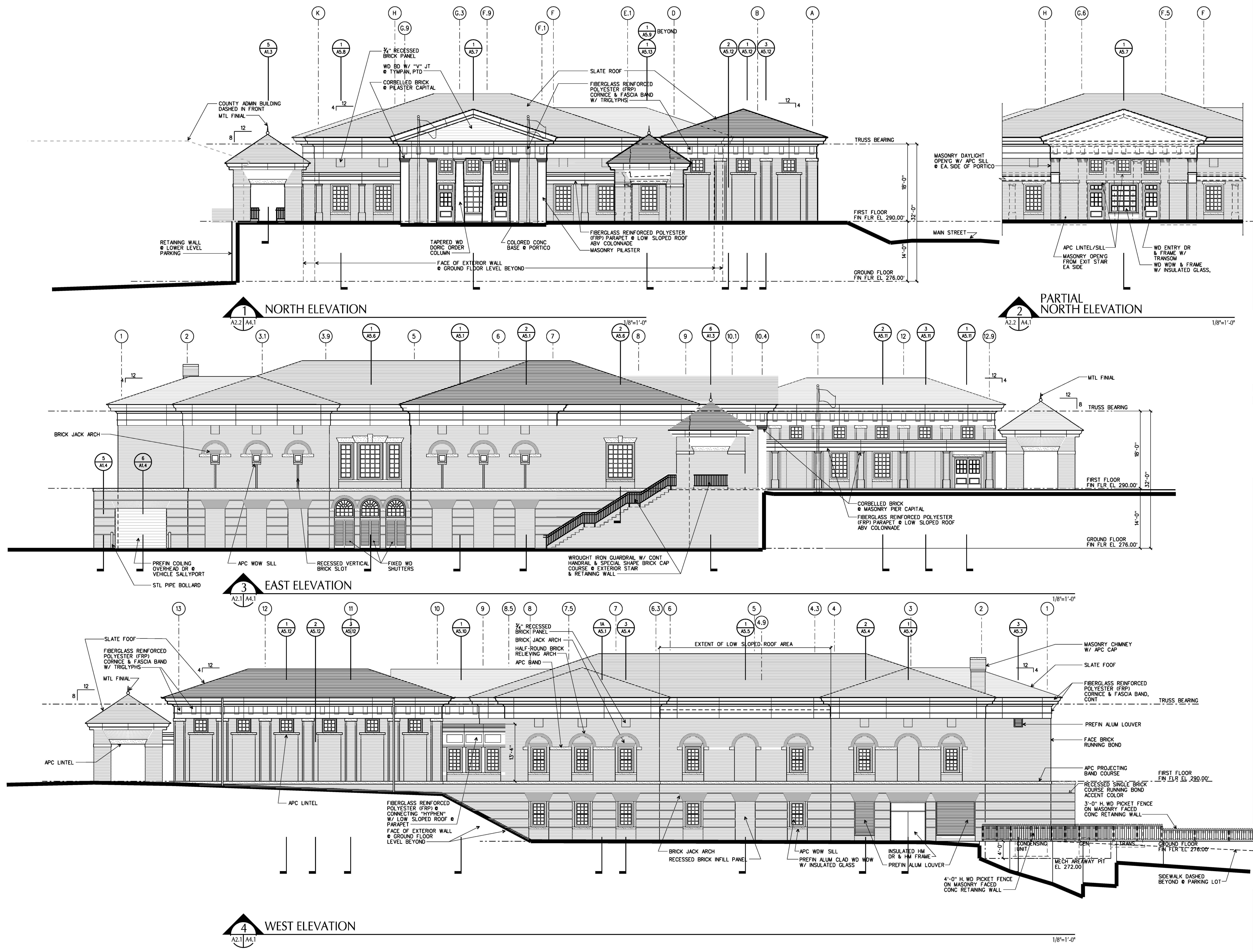
COMMONWEALTH OF VIRGINIA
JOHN J. MOORE, III
No. 4891
ARCHITECT

FLUVANNA COUNTY
COURTS BUILDING
FLUVANNA COUNTY,
VIRGINIA

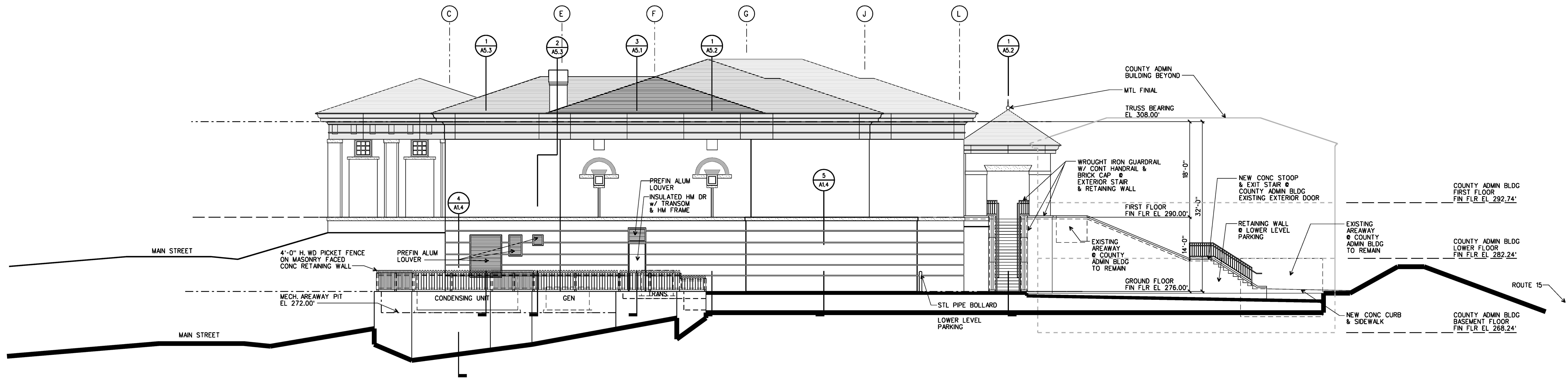
COMMISSION NO.:
35682
DATE:
DECEMBER 18, 2000
REVISIONS:
DRAWN BY:
JUM
REVIEWED BY:
JUM

A3.5



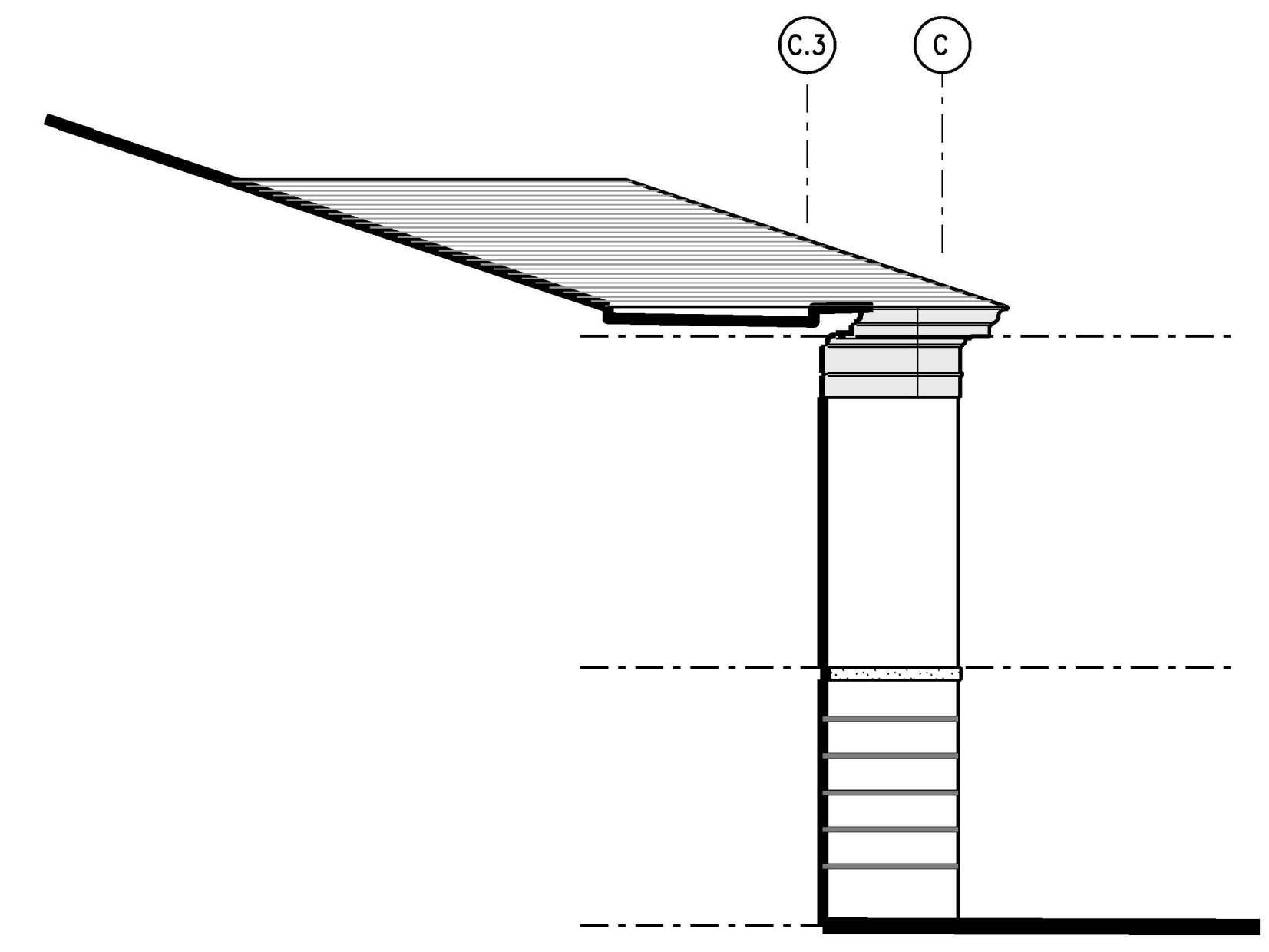


DESIGN FILE : \nric-0603\Archive\0603\5662\401.dgn
01 JUL 2013



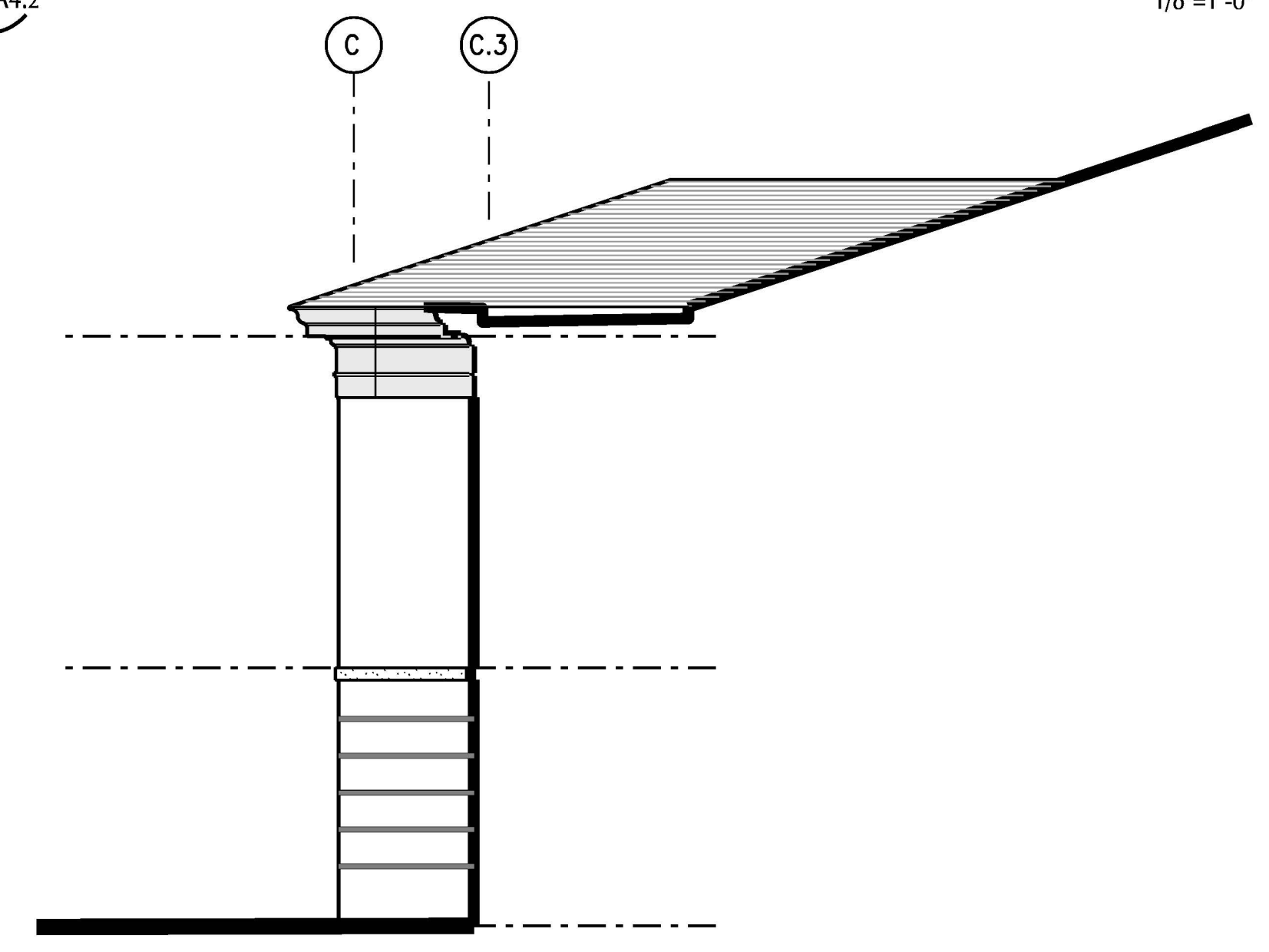
1 SOUTH ELEVATION

1/8"=1'-0"



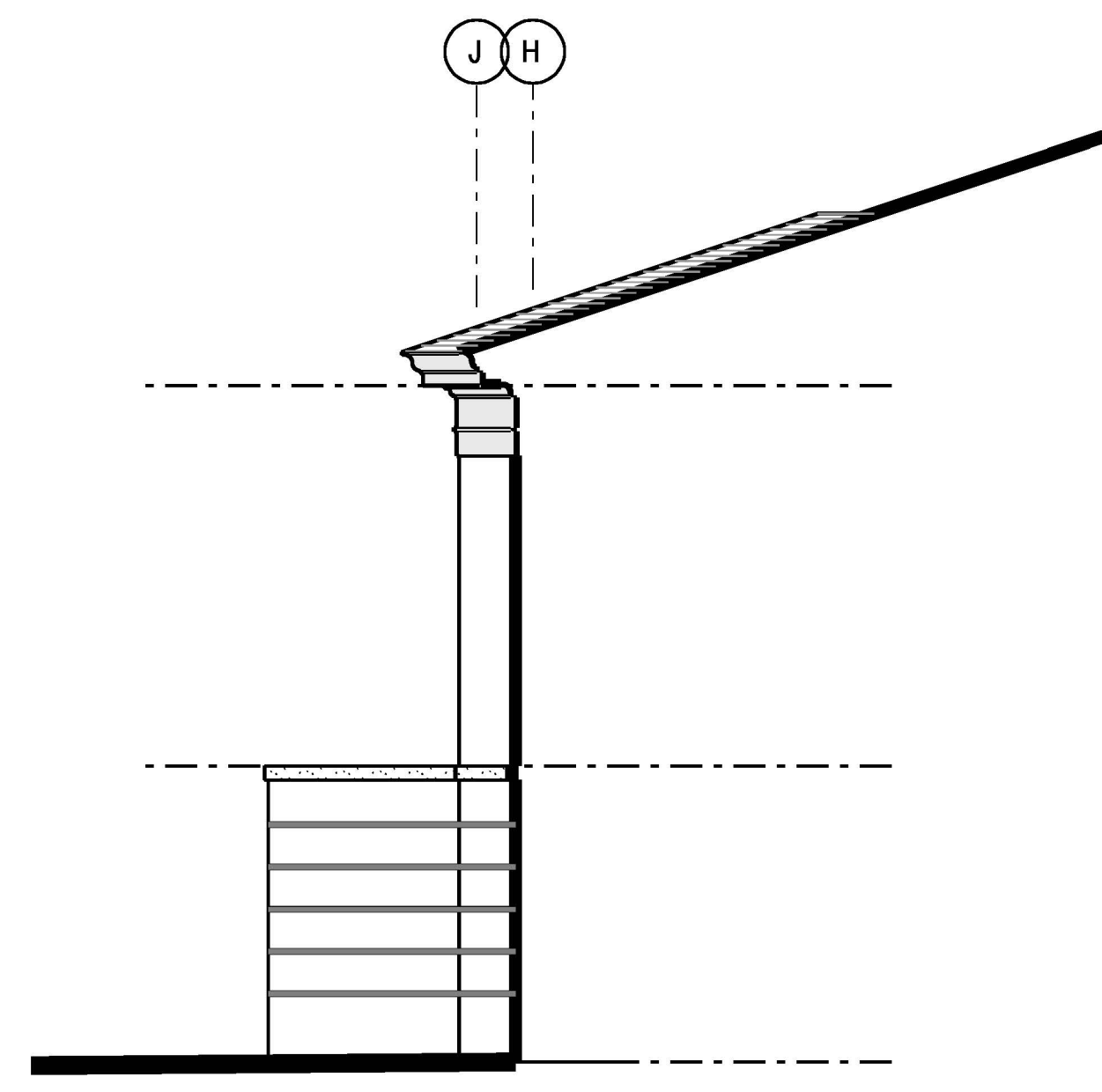
2 PARTIAL SOUTH ELEVATION

1/8"=1'-0"



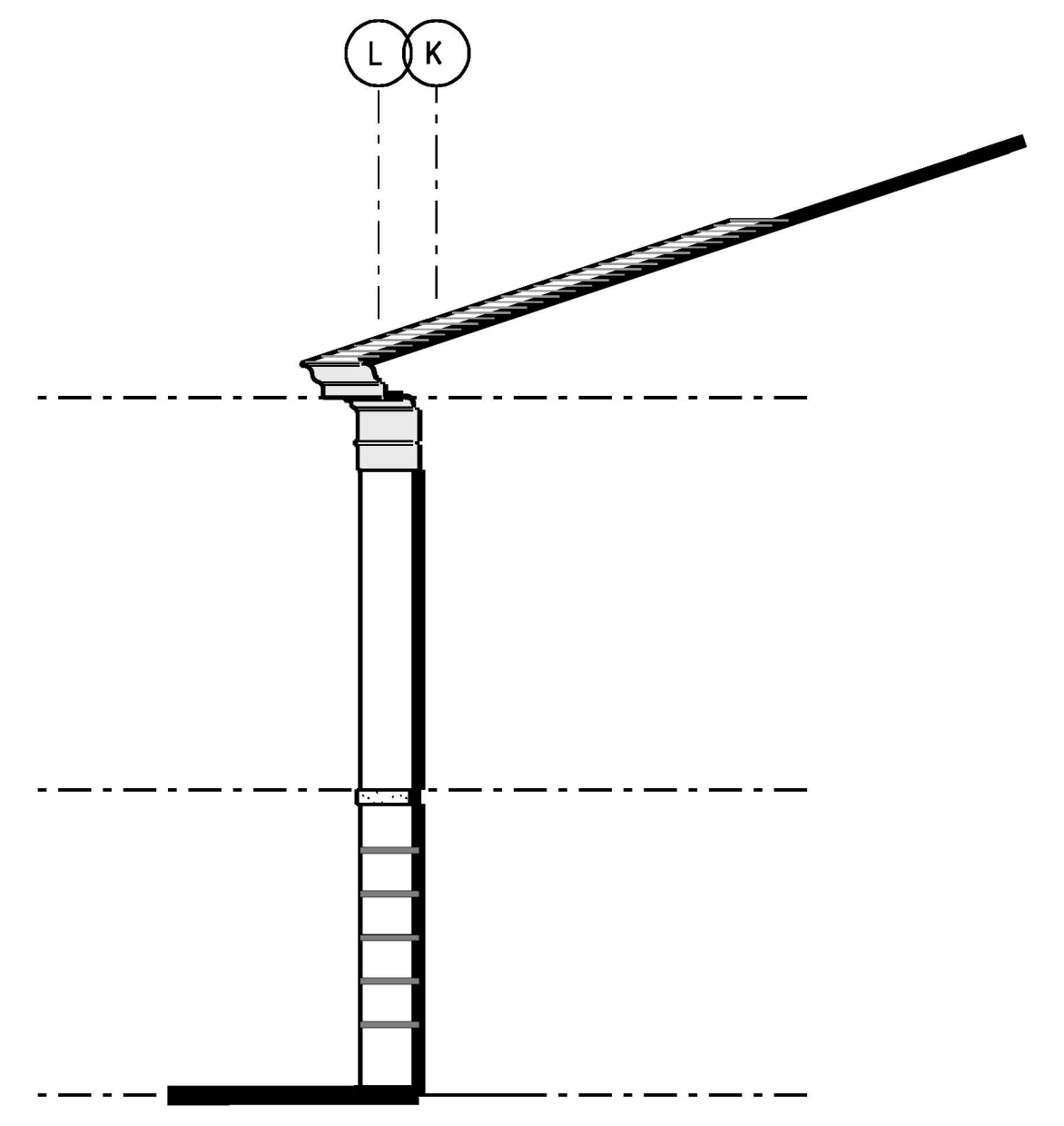
3 PARTIAL NORTH ELEVATION

1/8"=1'-0"



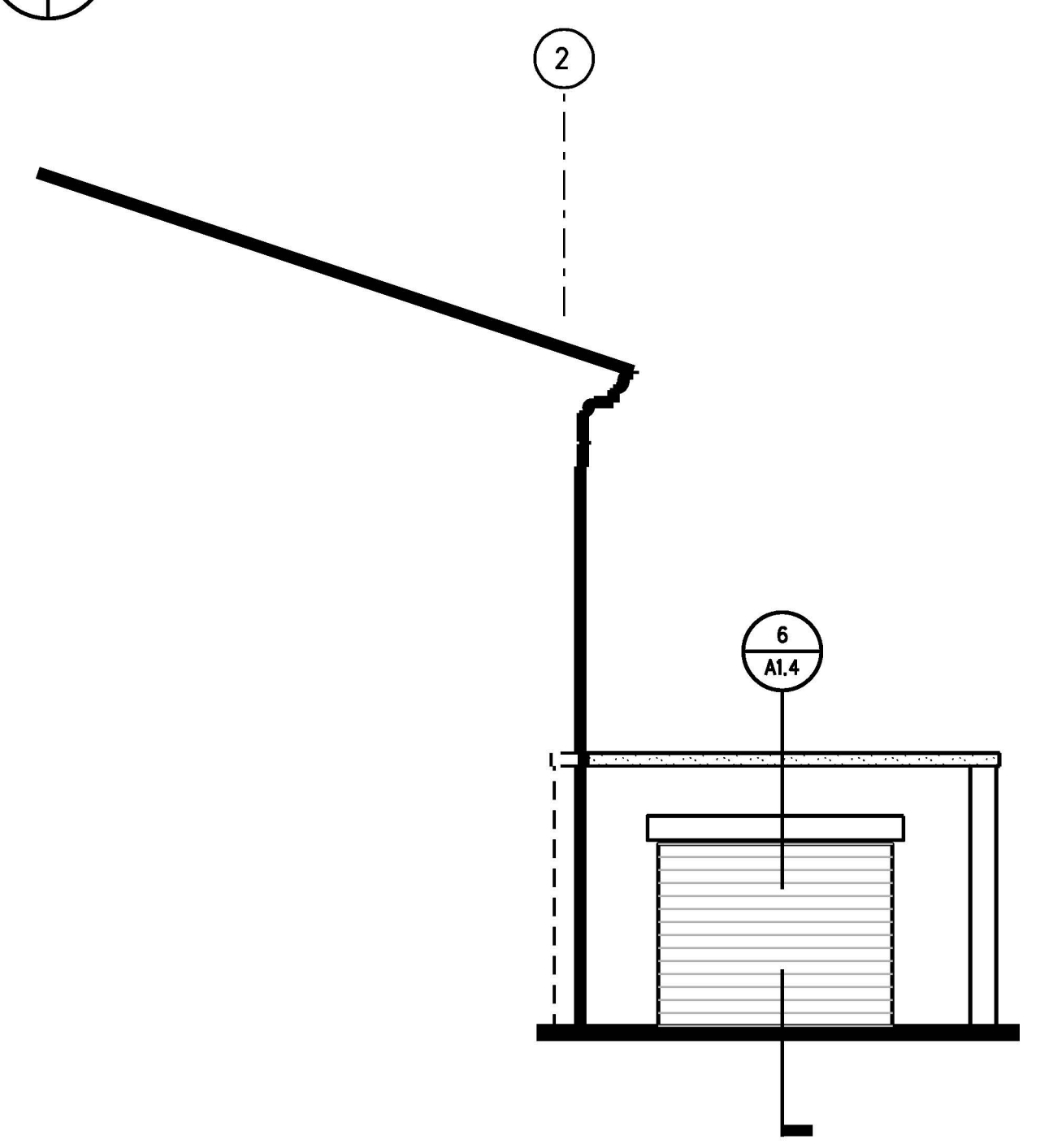
4 PARTIAL SOUTH ELEVATION

1/8"=1'-0"



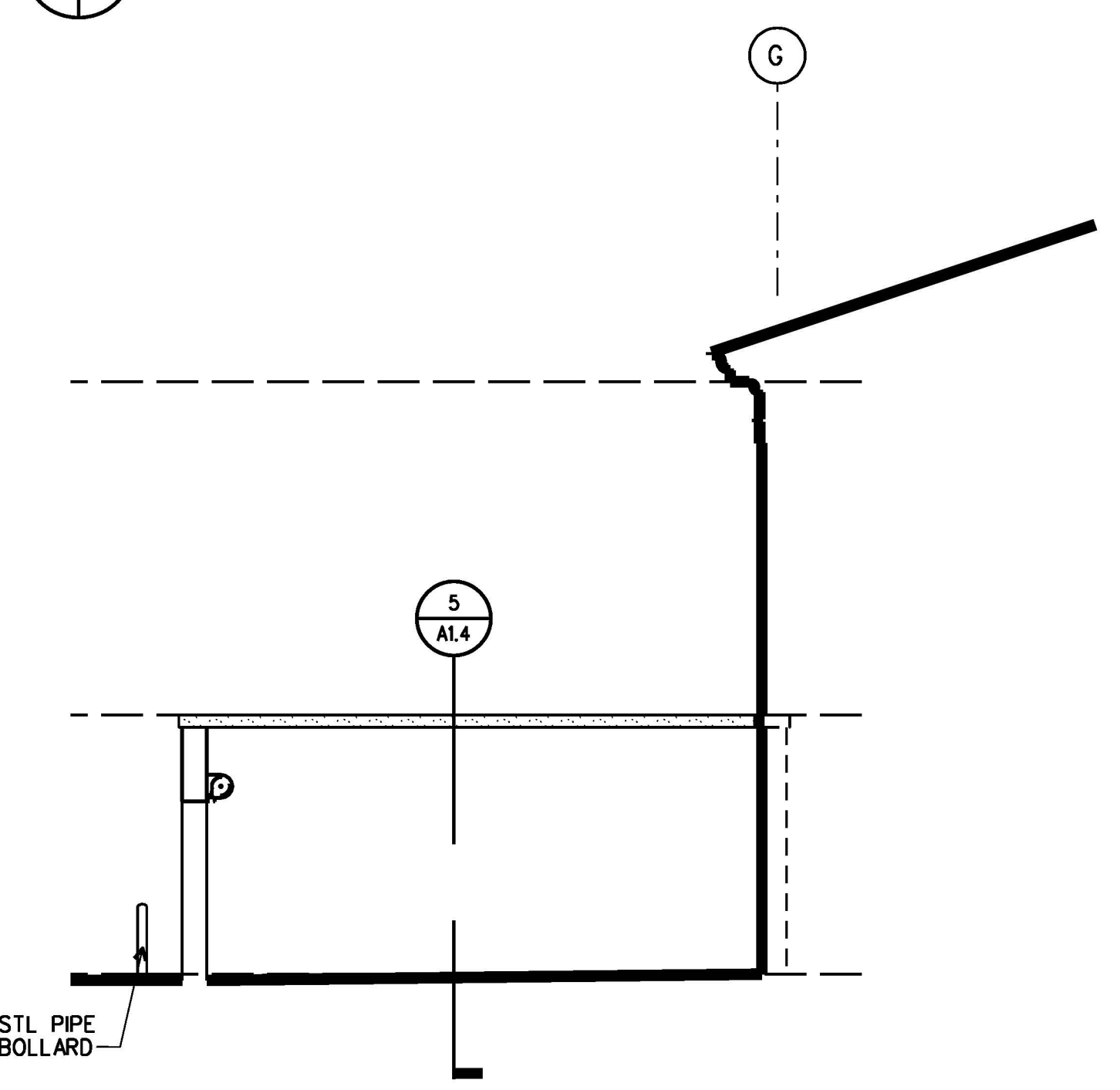
5 PARTIAL SOUTH ELEVATION

1/8"=1'-0"



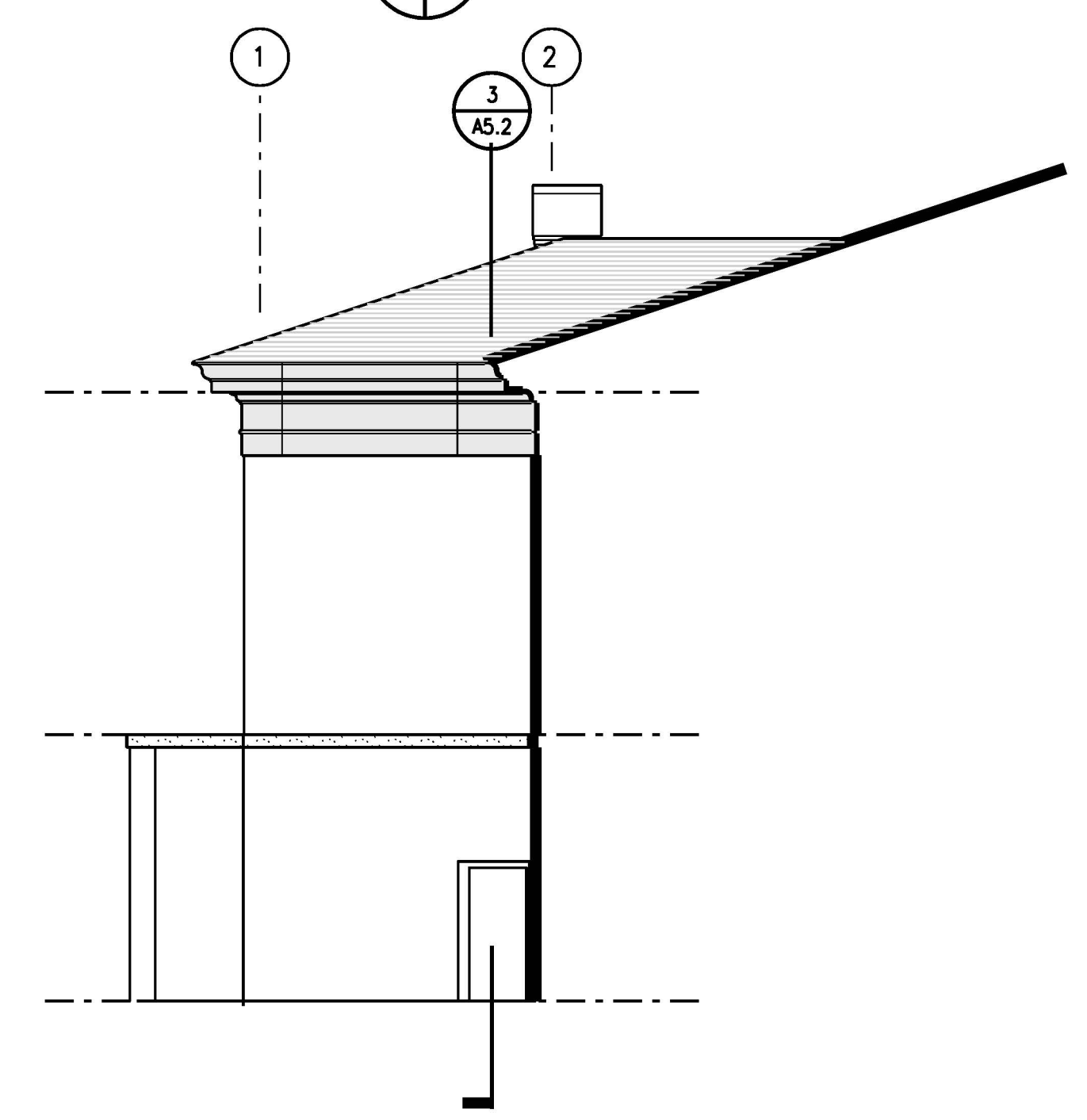
6 PARTIAL EAST ELEVATION

1/8"=1'-0"



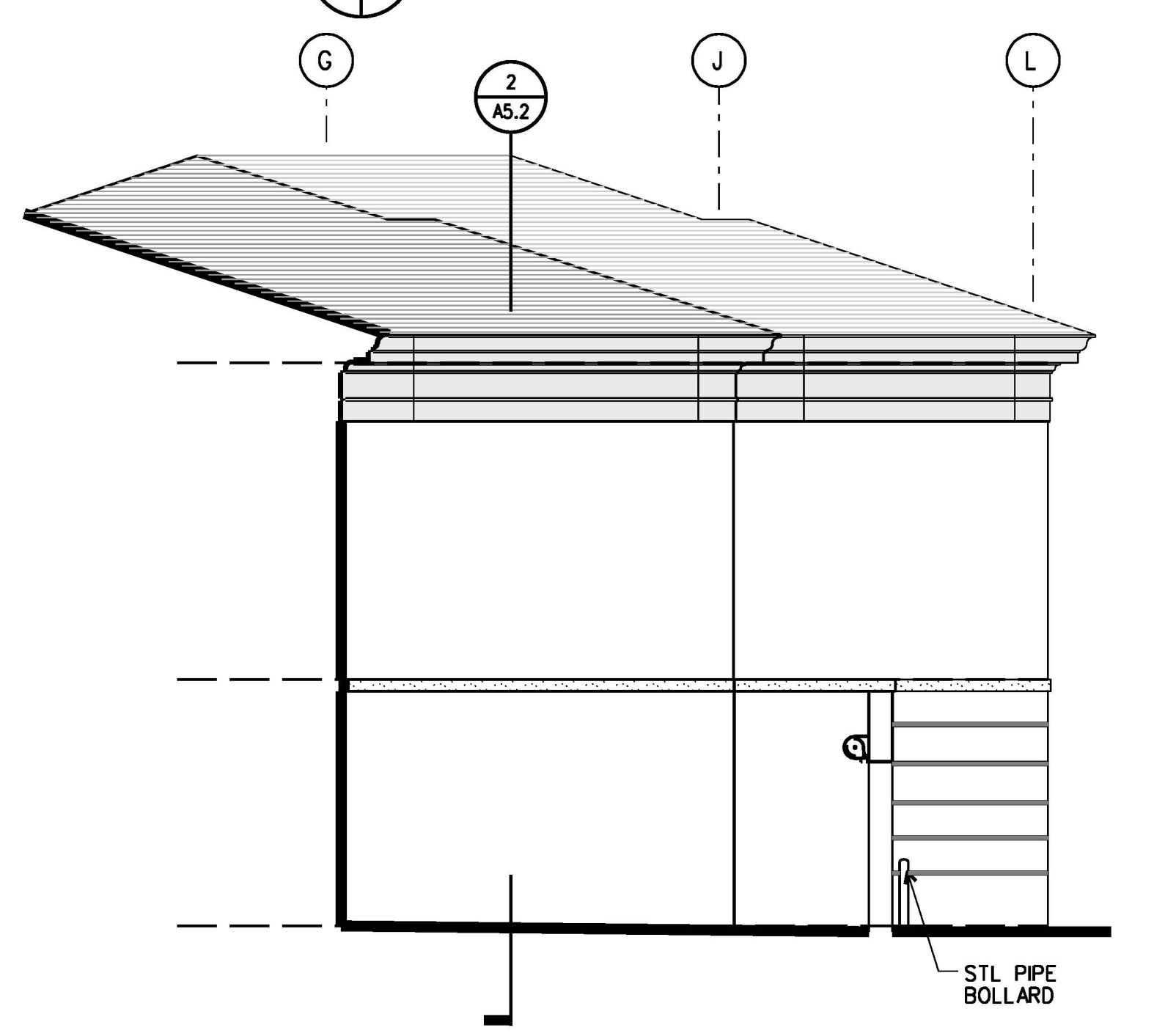
7 PARTIAL SOUTH ELEVATION

1/8"=1'-0"



8 PARTIAL WEST ELEVATION

1/8"=1'-0"

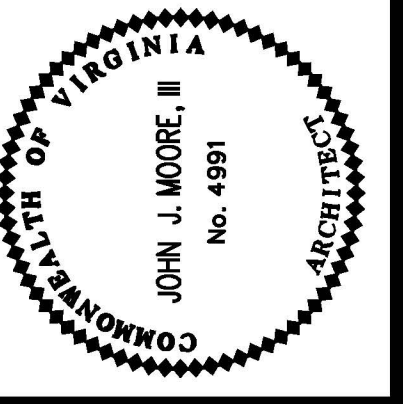


9 PARTIAL NORTH ELEVATION

1/8"=1'-0"

ARCHITECTURE
ENGINEERING
PLANNING
INTERIOR DESIGN
CONSTRUCTION SERVICES
601 SOUTH LAKE BOULEVARD
RICHMOND, VIRGINIA 23236
(804) 794-7555


MOSELEY & HARRIS
McCLINTOCK



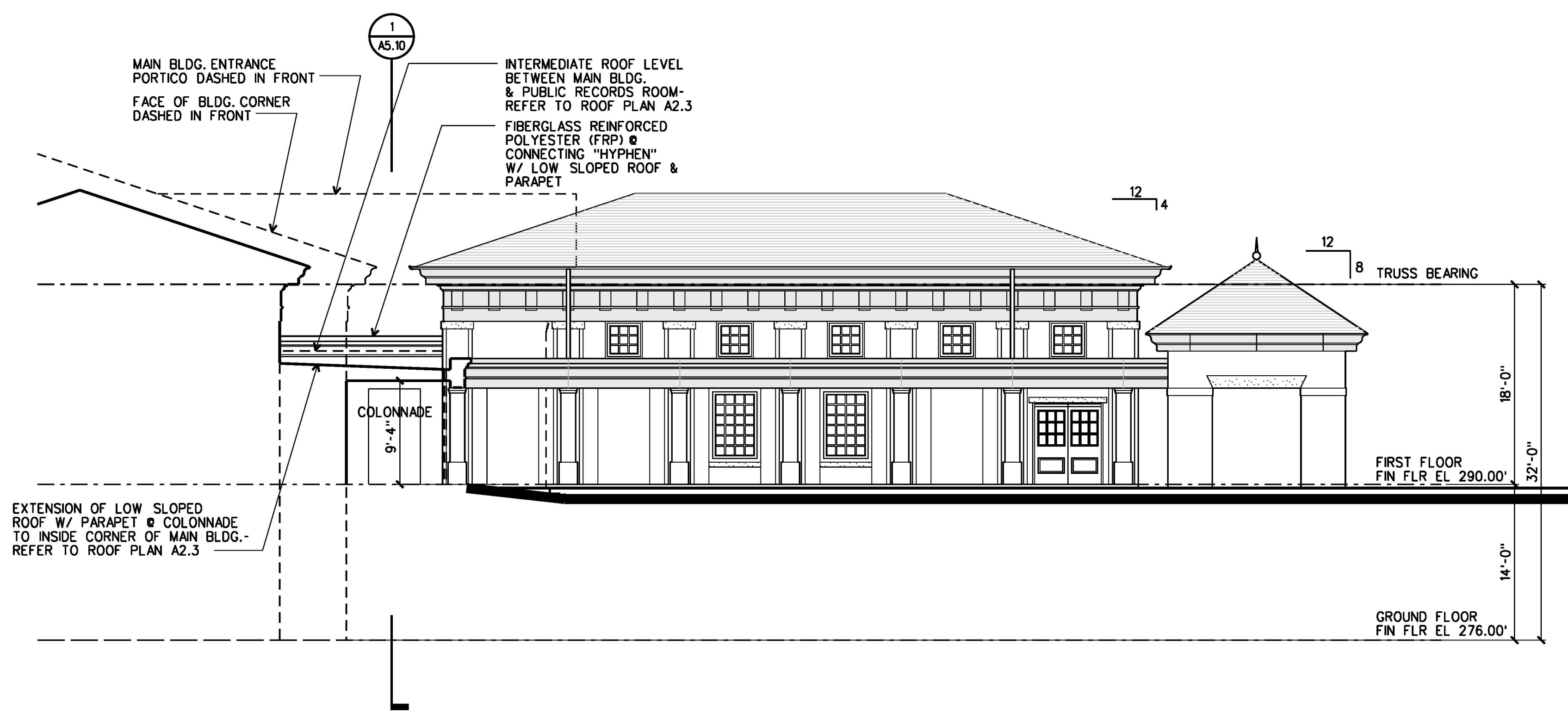
FLUVANNA COUNTY
COURTS BUILDING
VIRGINIA
FLUVANNA COUNTY,

COMMISSION NO.:
35682
DATE: DECEMBER 18, 2000
REVISIONS:
DRAWN BY:
REVIEWED BY:
JUN

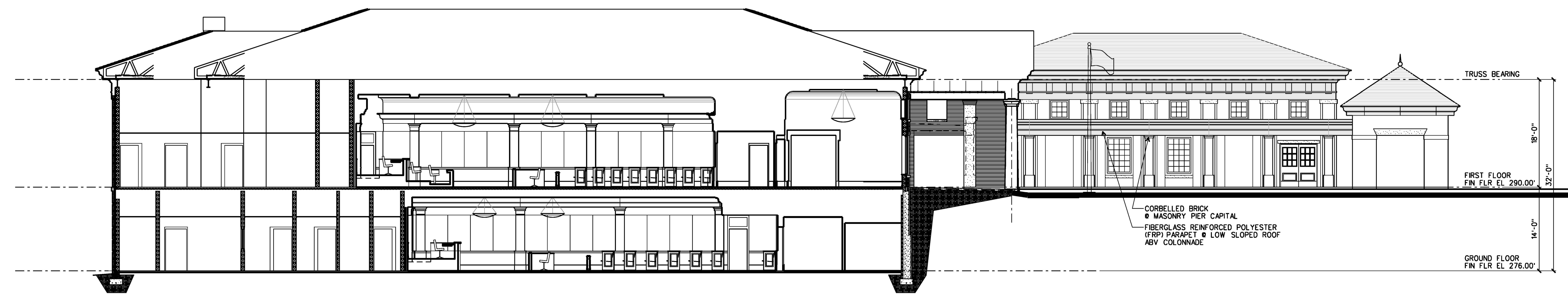
BUILDING ELEVATIONS & SECTIONS



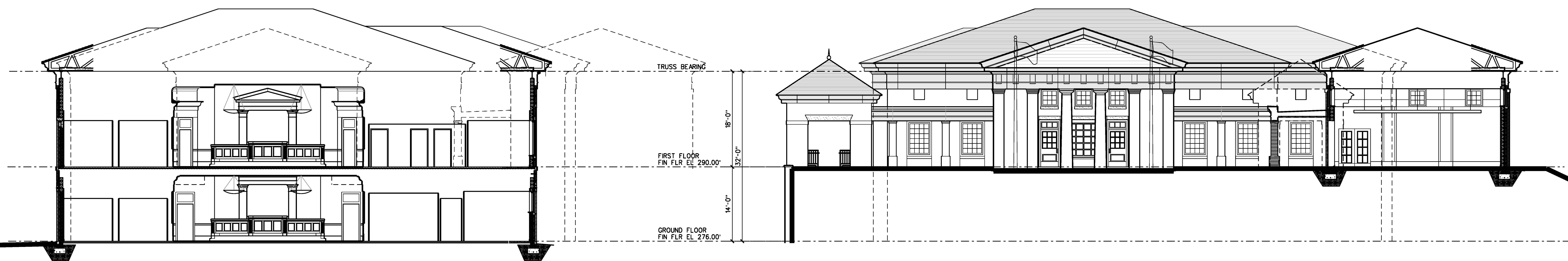
1 PARTIAL NORTH ELEVATION
A2.2 | A4.3
1/8"=1'-0"




2 PARTIAL EAST ELEVATION
A2.2 | A4.3
1/8"=1'-0"



3 LONGITUDINAL BUILDING SECTION
A2.1 | A4.3
A2.2
1/8"=1'-0"



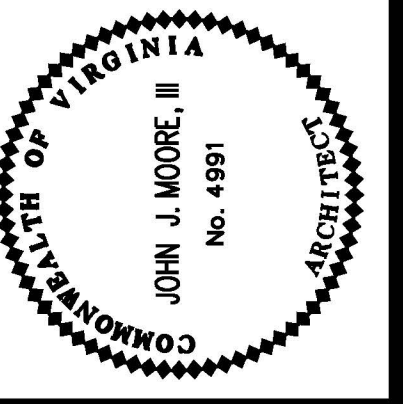
4 BUILDING SECTION
A2.1 | A4.3
A2.2
1/8"=1'-0"



5 BUILDING SECTION
A2.2 | A4.3
1/8"=1'-0"

ARCHITECTURE
ENGINEERING
PLANNING
INTERIOR DESIGN
CONSTRUCTION SERVICES
601 SOUTHLAKE BOULEVARD
RICHMOND, VIRGINIA 23236
(800) 742-7555

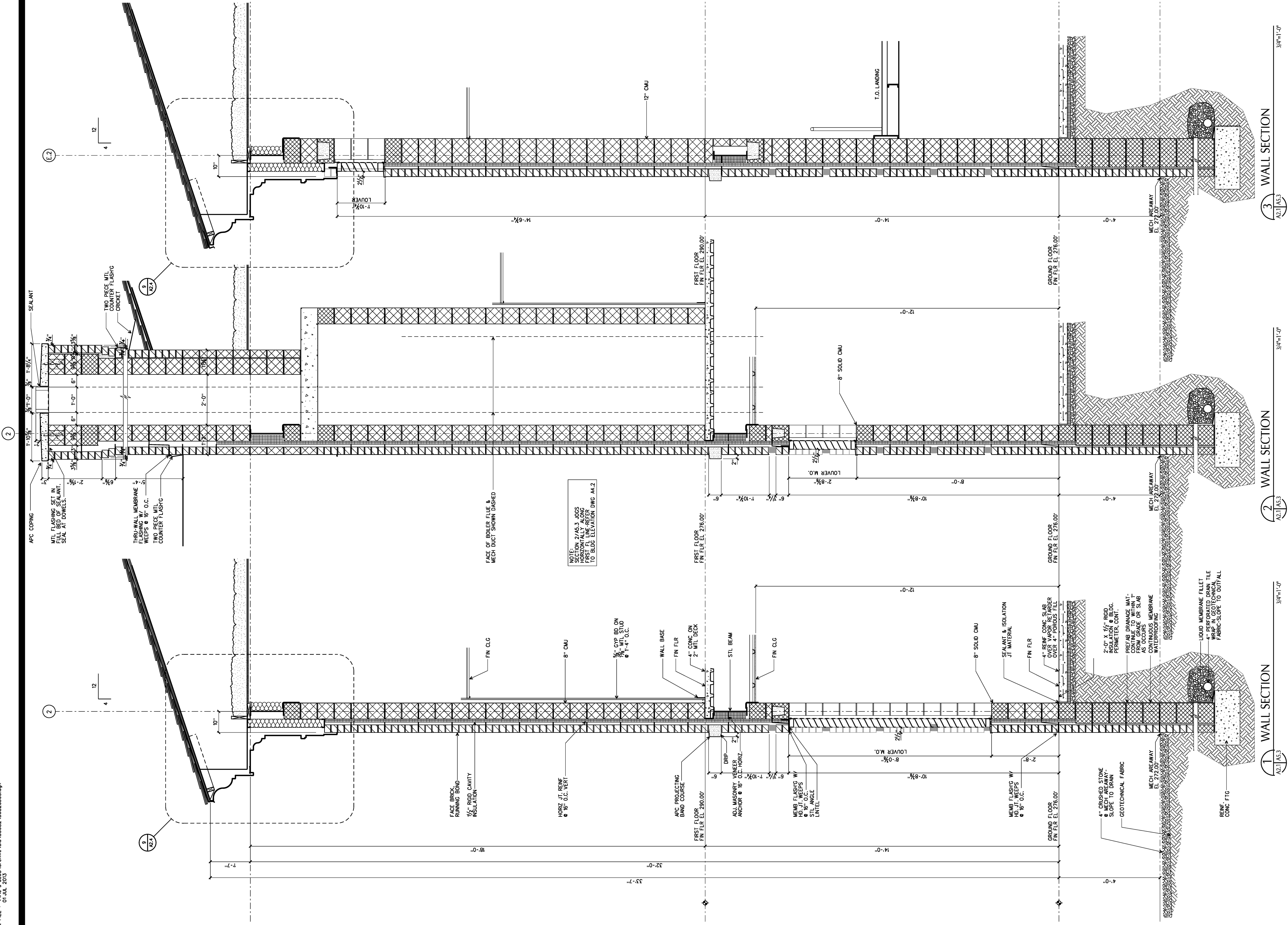
MOSELEY & HARRIS
McCLINTOCK



FLUVANNA COUNTY
COURTS BUILDING
FLUVANNA COUNTY,
VIRGINIA

COMMISSION NO.: 356682
DATE: DECEMBER 16, 2000
REVISIONS:
DRAWN BY: [blank]
CHECKED BY: JUM

BUILDING ELEVATIONS & SECTIONS



1 WALL SECTION
A2.1 | A5.3
3/4"=1'-0"


2 WALL SECTION
A2.1 | A5.3
3/4"=1'-0"

3 WALL SECTION
A2.1 | A5.3
3/4"=1'-0"

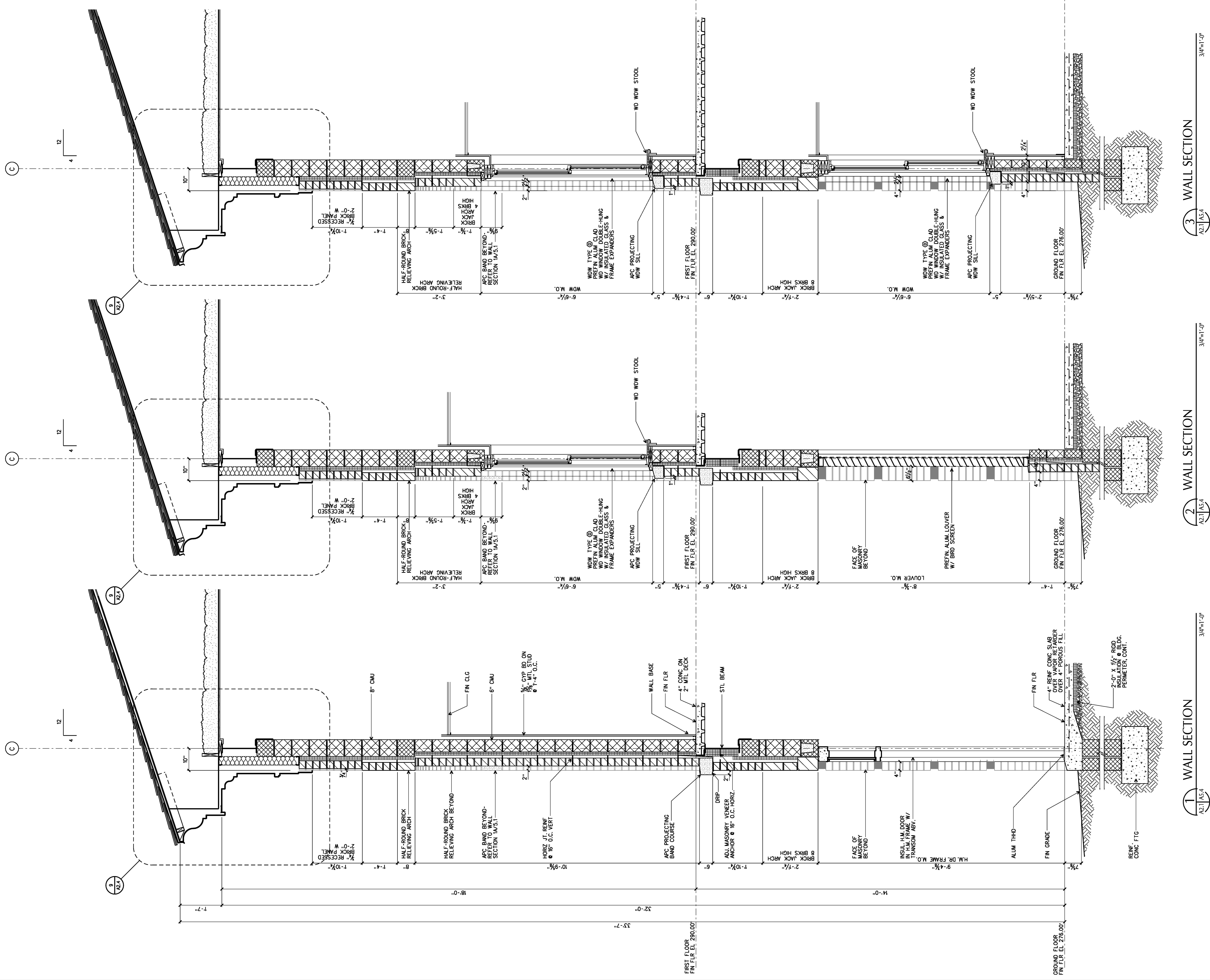
NOTE:
SECTION 2/A5.3 JOGS
ON WALLS BEING
FIRST FLOOR REFER
TO BLDG ELEVATION DWG A4.2

COMMISSION NO:
35682
DATE:
DECEMBER 18, 2000
REVISIONS:
DRAWN BY:
REVIEWED BY:
JUN

**FLUVANNA COUNTY
COURTS BUILDING**
FLUVANNA COUNTY,
VIRGINIA



**MOSELEY
HARRIS &
MCCLINTOCK**
ARCHITECTURE
ENGINEERING
INTERIOR DESIGN
CONSTRUCTION SERVICES
401 SOUTHLAKE BOULEVARD
RICHMOND, VIRGINIA 23236
(804) 794-7555

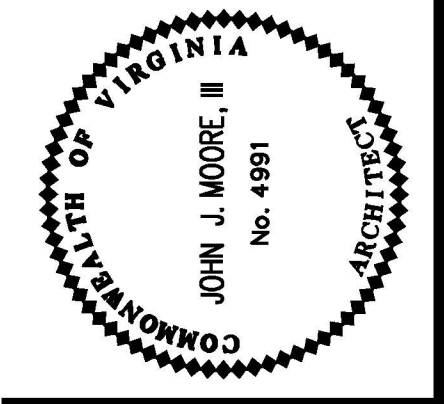


COMMISSION NO.:
355682
DATE: DECEMBER 18, 2000
REVISIONS:
DRAWN BY:
REVIEWED BY:
JUM

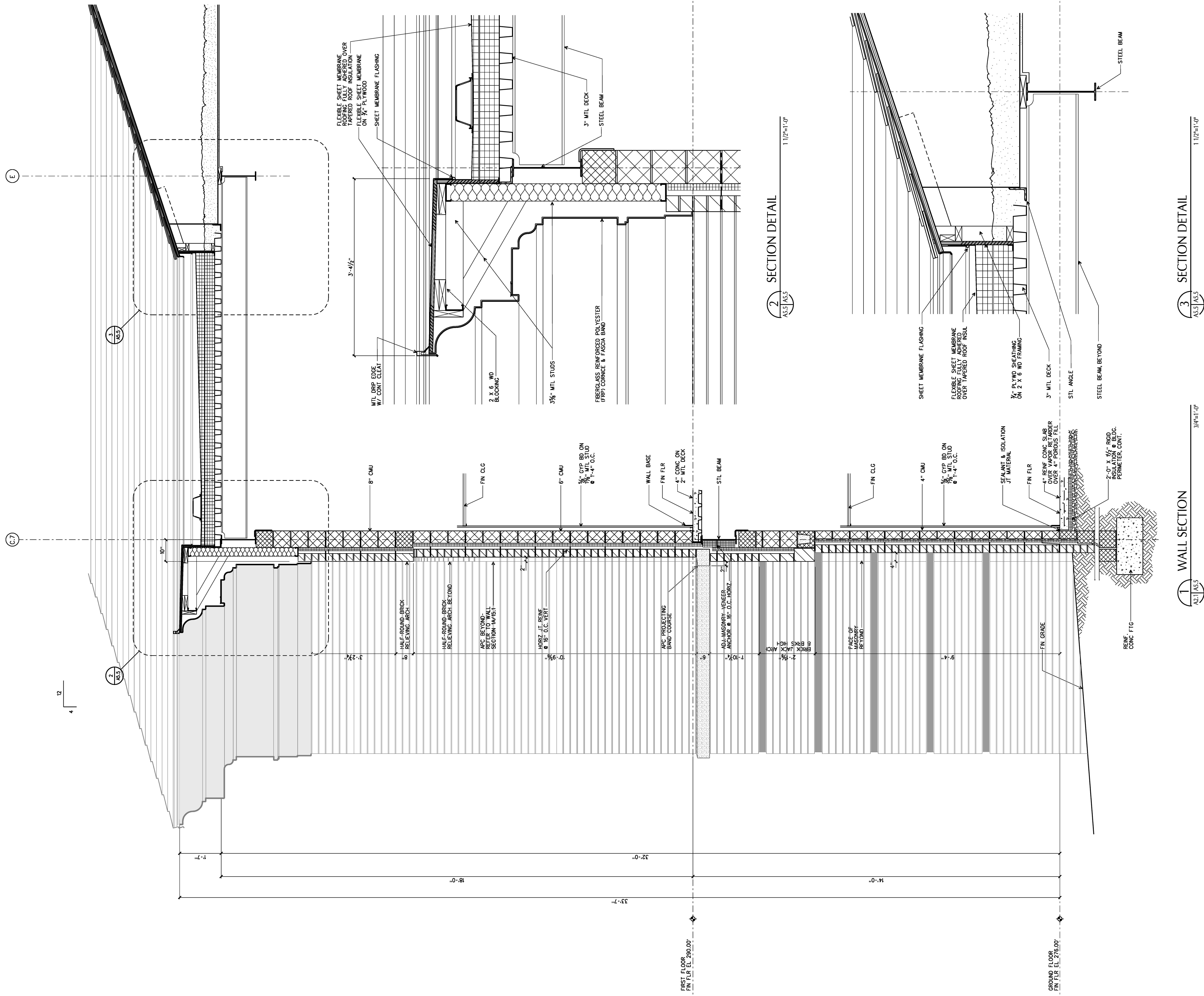
WALL SECTIONS

A5.4

FLUVANNA COUNTY
COURTS BUILDING
FLUVANNA COUNTY,
VIRGINIA



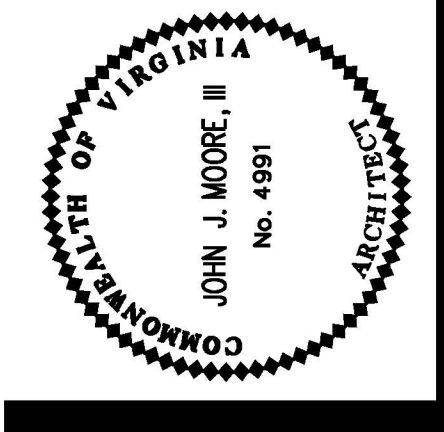
MOSELEY
HARRIS &
McCLINTOCK
ARCHITECTURE
ENGINEERING
INTERIOR DESIGN
CONSTRUCTION SERVICES
601 SOUTHLAKE BOULEVARD
RICHMOND, VIRGINIA 23236
(804) 794-7555



| | |
|----------------|-------------------|
| COMMISSION NO. | 35682 |
| DATE | DECEMBER 18, 2000 |
| REVISIONS | |
| DRAWN BY | |
| REVIEWED BY | JUM |

WALL SECTIONS

FLUVANNA COUNTY COURTS BUILDING
 FLUVANNA COUNTY, VIRGINIA



MOSELEY HARRIS & McCLINTOCK
 ARCHITECTURE
 ENGINEERING
 INTERIOR DESIGN
 CONSTRUCTION SERVICES
 601 SOUTHLAKE BOULEVARD
 RICHMOND, VIRGINIA 23236
 (800) 794-7555